

# INDUSTRIAL VALVE & ENGINEERING SUPPLIES VALVE & ENGINEERING MERCHANT COMPANY

**BMC**  
VALVE

*Break Away*  
Brand Valves

**FIG 2910I**

## BMC GAUGE COCK

### Applications

Shut-off device for pressure measuring instruments,  
measurement of liquids, gases and vapours

### Special features

- Reliable and cost-effective
- Nominal pressures to  $\leq 25$  bar
- Operating temperature  $\leq 50$  °C

### Description

Gauge cocks provide the opportunity to either vent the connected pressure gauge according to the position of the handle (venting position), i.e. put it into a pressure-free state, or to vent the pressure measuring instrument under pressure (operating position) or to let the medium escape (blow position). For higher pressures shut-off valves must be used.

### Standard version

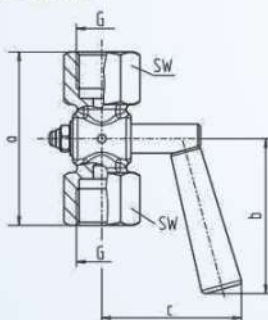
**Cock case:** Brass

**Handle:** installed in the case with silicon free grease

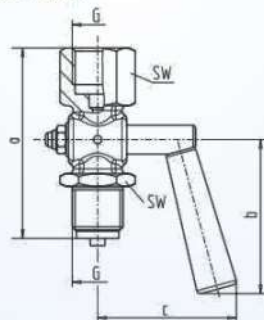
**Thread:** BSP

Standard Stock Item is Female Female

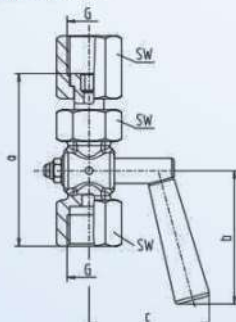
Female / female



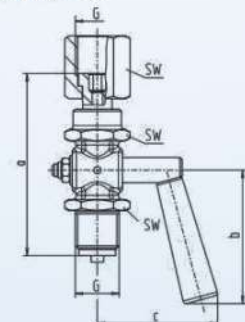
Female / male



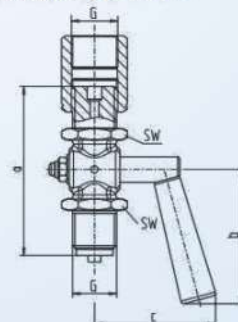
Union nut / female



Union nut / male



LH-RH adjusting nut / male



All Specifications are subject to change without notice

### Head Office:

+27-11-394-2066 (21 Lines)  
sales@industrialvalve.co.za  
www.industrialvalve.co.za  
114 Plane Road  
Spartan  
Gauteng  
South Africa

### KZN Branch:

+27-31-205-0218  
laven@industrialvalve.co.za  
www.industrialvalve.co.za  
Unit No 16 5-29  
Eaton Road  
Congella  
Durban

### Cape Town Branch:

+27-21-982-0302  
ivesct@industrialvalve.co.za  
www.industrialvalve.co.za  
Unit 14 Silver Park  
Silver Street  
Brackenfell  
Cape Town

# INDUSTRIAL VALVE & ENGINEERING SUPPLIES VALVE & ENGINEERING MERCHANT COMPANY

**BMC**  
VALVE

*Break Away*  
Brand Valves

FIG 2910I

BMC GAUGE COCK

	Design	Entry per EN 837-1	Dimensions in mm			SW	Weight in kg
			a ±3	b ±3	c ±3		
Standard Version	Female / female	G ¼	48	29	30	17	0.06
	Female / male	G ¼	51	29	30	17	0.06
Standard Version	Female / female	G ½	71	64	57	27	0.25
	Female / male	G ½	78.5	64	57	27	0.28
	Union nut / female	G ½	82	64	57	27	0.32
	Union nut / male	G ½	87	63.5	57	27	0.33
	LH-RH adjusting nut / male	G ½	87	63.5	57	27	0.40
Standard Version	Female / female	G ¾	62	64	43	22	0.14
	Female / male	G ¾	60	64	43	22	0.12
	LH-RH adjusting nut / male	G ¾	55	29	30	17	0.07

## Ordering information

	Code	Example
<b>Basic Model</b>	PGV	121A

PGV means brass pressure gauge cock(valve)

### Process connection

1/4"BSP	2B	2B
1/4"NPT	2N	
1/4"BSPT	2T	
3/8"BSP	3B	
3/8"NPT	3N	
3/8"BSPT	3T	
1/2"BSP	4B	
1/2"NPT	4N	
1/2"BSPT	4T	

### Pressure range

Male thread	M	M
Female thread	F	

### Options

Special connection	SC
--------------------	----

### Example:

PGV2BM2BF

All Specifications are subject to change without notice

#### Head Office:

+27-11-394-2066 (21 Lines)  
sales@industrialvalve.co.za  
www.industrialvalve.co.za  
114 Plane Road  
Spartan  
Gauteng  
South Africa

#### KZN Branch:

+27-31-205-0218  
laven@industrialvalve.co.za  
www.industrialvalve.co.za  
Unit No 16 5-29  
Eaton Road  
Congella  
Durban

#### Cape Town Branch:

+27-21-982-0302  
ivesct@industrialvalve.co.za  
www.industrialvalve.co.za  
Unit 14 Silver Park  
Silver Street  
Brackenfell  
Cape Town