

GENERAL CATALOG

Effective March 2019





CELEBRATING 100 YEARS OF INNOVATION

The story behind Victaulic's current standing as a global market leader is rich with historical significance and important technological advancements. Throughout its innovative history, the company's enthusiasm for crafting unconventional solutions has allowed it to forge new paths as it continues to tackle the industry's most unique challenges.

Victaulic customers have always been able to stand on the company's commitment to quality and excellence. On behalf of Victaulic's owners, board of directors and former and current associates, Victaulic looks forward to serving you for many years to come.



TABLE OF CONTENTS

- ii Continuing Education
- iii Victaulic® Virtual Design and Construction
- iv The *Victaulic* Difference
 - 1 Original Groove System (OGS)
 - 31 Advanced Groove System (AGS)
 - 39 *Victaulic* Bolted Split-Sleeve Products (VBSP)
 - 45 Hole Cut System
 - 49 Plain End System for Carbon Steel
 - 55 Stainless Steel System
 - 73 Copper System
 - 79 Shouldered Steel System
 - 83 Ductile Iron System
 - 89 High Performance System for Steam and Chemical Services
 - 91 Hydronic Balancing Solutions
- 105 System Solution for HDPE Pipe
- 109 Aquamine™ PVC System
- 115 CPVC/PVC System
- 119 Pipe Preparation Tools
- 149 Gaskets/Seals/O-Rings
- 151 Design Data
- 152 Reference Guide
- 155 Warranty
- 156 Regulatory Compliance

since 1919

CONTINUING EDUCATION

Victaulic® offers a wide variety of continuing education courses. From one-hour seminars to full-day events, these courses provide education on key industry concepts and Victaulic solutions. Continuing education courses are created for owners, engineers, contractors, the inspection community, and anyone seeking to expand their knowledge of Victaulic and the industry surrounding the grooved pipe joining and flow control markets.

For more information on the Victaulic continuing education courses or to schedule your training, please contact your local sales representative or email us at: VictaulicUniversity@victaulic.com



**CONTINUING
EDUCATION**




VDC

VIRTUAL & DESIGN CONSTRUCTION

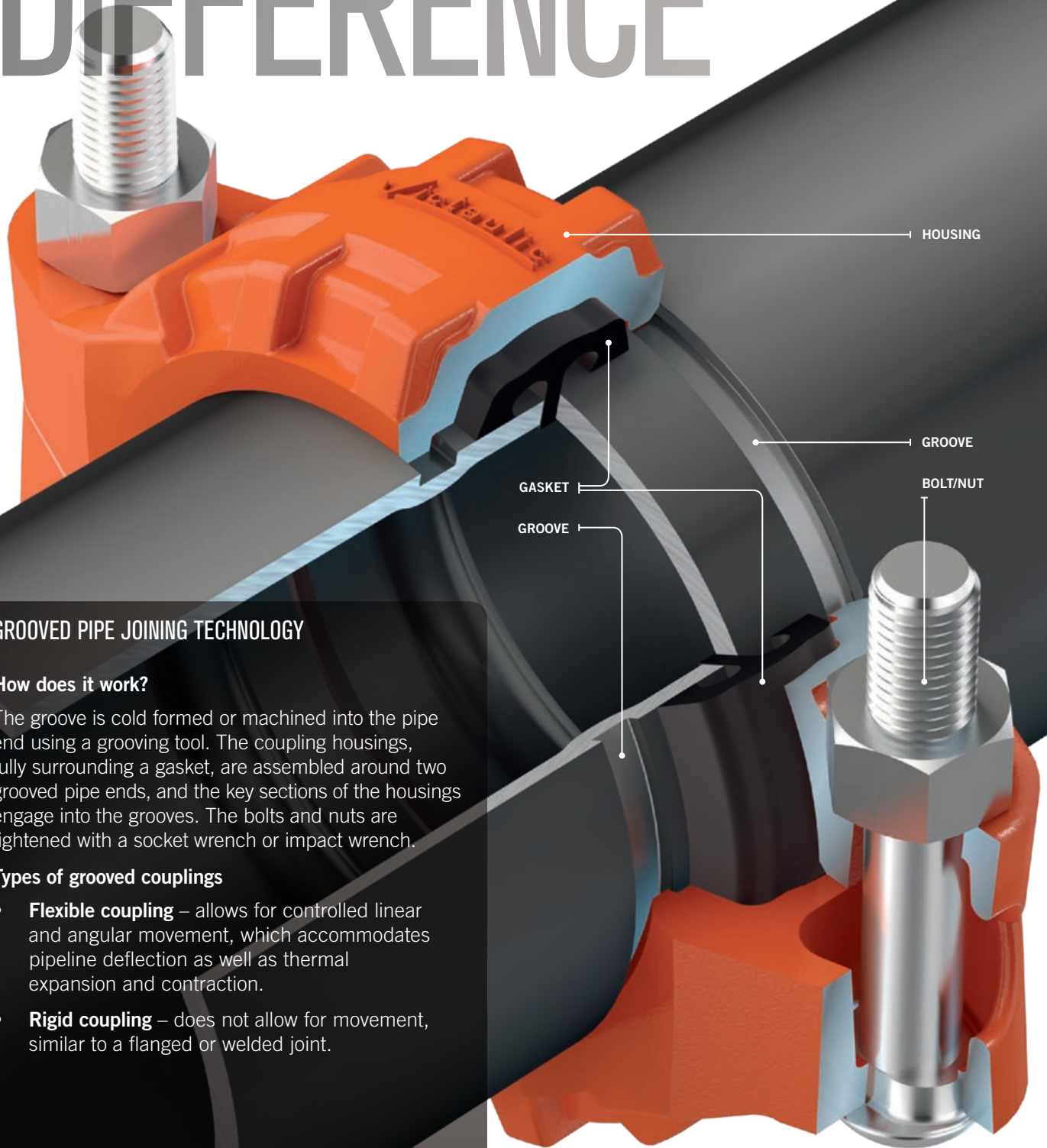
Drawing, BIM coordination, training and software solutions for the commercial construction industry. Victaulic.com/resource-software offers an extensive library of CAD files and software product content created in each software's native platform.

FASTER FROM THE STARTSM

Victaulic Tools for Revit[®] provides an intuitive set of tools that are purposely built to improve pipe routing and fabrication functionality in Autodesk Revit. It's specifically designed to meet the needs of engineers, contractors and pipe fabricators – giving you smarter tools to fabricate faster and route more efficiently. victaulicsoftware.com



THE VICTAULIC® DIFFERENCE



GROOVED PIPE JOINING TECHNOLOGY

How does it work?

The groove is cold formed or machined into the pipe end using a grooving tool. The coupling housings, fully surrounding a gasket, are assembled around two grooved pipe ends, and the key sections of the housings engage into the grooves. The bolts and nuts are tightened with a socket wrench or impact wrench.

Types of grooved couplings

- **Flexible coupling** – allows for controlled linear and angular movement, which accommodates pipeline deflection as well as thermal expansion and contraction.
- **Rigid coupling** – does not allow for movement, similar to a flanged or welded joint.

At the core of all of the benefits that Victaulic® solutions bring to a project – such as productivity, safety, design flexibility and quality – are the unique features of our products.




VICTAULIC GROOVED END PIPING SYSTEMS PROVIDE:




Easy system maintenance and expansion – through simple coupling disassembly that allows for easy access.



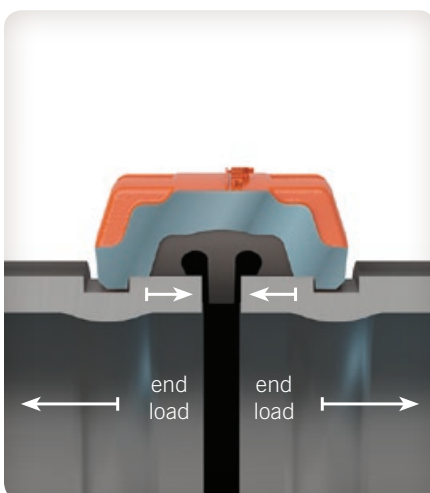
Alignment ease – through a design that allows for full rotation of the pipe and system components before tightening.



Flexibility – with the inherent axial movement and deflection properties of flexible couplings in a groove system. May be used to accommodate pipeline thermal expansion and contraction, misalignment and settlement, and seismic stresses.



Noise and vibration attenuation – by isolating the transference of vibration at each joint.



Self restrained pipe joints – couplings engage the pipe grooves to hold the pipes against full pressure thrust loads without the need of supplemental restraints.



Rigidity – with an angled bolt pad design that provides positive clamping of the pipe to resist torsional and flexural loads.

Original Groove System (OGS)

The Victaulic® grooved piping system is the most versatile, economical, and reliable piping system available. Up to three times faster to install than a welded system, and more dependable than a threaded or flanged assembly, the Victaulic approach reduces risk and total installed cost. The system is designed for roll grooved or cut grooved standard pipe or roll grooved light wall pipe. Also, pipe end preparation is fast and easy. It can be done on the job site or in the shop with a variety of *Victaulic* grooving tools.

With the introduction of *Victaulic* Installation-Ready™ technology, the original groove system has evolved to a new level. Grooved couplings featuring this patented *Victaulic* technology install ten times faster than other pipe joining methods. Why is it different? Prior to *Victaulic* Installation-Ready technology, grooved coupling assembly

consisted of disassembling the coupling by removing the bolts and nuts, removing the gasket, fitting the gasket over the gap between two grooved pipe ends, positioning the housings around the gasket, and tightening down the bolts and nuts. Couplings featuring *Installation-Ready* technology come pre-assembled and are simply pushed onto a grooved pipe end, joined by a second grooved pipe end, and then the bolts and nuts are tightened down. What previously required minutes, now takes only seconds.









[Download publication 02.06](#) for ANSI/NSF Potable Water Approvals/Listings






Couplings	page	Adapters	page
QuickVic™ Rigid Coupling (Style 107N)	3	Vic-Flange Adapter (Style 741)	7
QuickVic Flexible Coupling (Style 177N)	3	Vic-Flange Adapter (Style 743)	7
Zero-Flex™ Rigid Coupling (Style 07)	3		
Flexible Coupling (Style 77)	4	Fittings	page
Flexible Coupling (Style 75)	4	Elbows	8
Reducing Coupling (Style 750)	4	Tees, Crosses, Wyes and Laterals	9
Snap-Joint™ Coupling (Style 78)	5	Adapters, Nipples, Reducers, Caps and Plugs	10
Vic-Boltless Coupling and Tool (Styles 791 and 792)	5		
High Pressure Rigid Coupling (Style HP-70)	5	Expansion Joints	page
Outlet Coupling (Style 72)	46	Mover Expansion Joint (Style 150)	11
		Expansion Joint (Style 155)	11
Vic-Ring Couplings	page		
Vic-Ring Coupling (Style 41)	6		
Vic-Ring Coupling (Style 44)	6		









Valves

	pages
 Butterfly Valves	12
 Check Valves	13–14
 Ball Valves	14–15
 Plug Valves	16
 Delta-Y Valve Assembly	16
 Knife Gate Valve	16
 Gate Valve	17
 Diverter Valves	17
 Hydraulic Control Valves	18
 Air Valves	19–20

Strainers and Diffusers

	page
 Suction Diffuser (Series 731-D)	21
 <i>Vic-Strainer</i> Tee Type (Series 730)	21
 <i>Vic-Strainer</i> Wye Type (Series 732)	21

Equipment Modules


	page
 <i>Vic-Header</i>	22
 Vibration Isolation Air Handling Unit Drops	22
 Pressure Reducing Valve Stations	22
 Inlet Vibration Isolation Pump Drops	23
 Outlet Vibration Isolation Pump Drops	24
 Standard KOIL-KIT™ Coil Packs	100

Specialty Products

	pages
 EndSeal™ System	25
 High Pressure Double Grooved Coupling	26
 High Pressure Ring Coupling	26
 Composite Flexible Coupling	26
 XL (Extended Life) System for Rubber-Lined Abrasive Services	27
 Expansion Joint Coupling	27
 Coupling for Fiberglass Reinforced Plastic Pipe	28
 Non-Restrained Flexible Coupling for Fiberglass Reinforced Plastic Pipe	28
 Aluminum System	29–30
 <i>Mechanical-T</i> Spigot Outlets	47

Original Groove System (OGS)

INSTALLATION-
READY™



QuickVic™ Rigid Coupling

STYLE 107N

[Download publication 06.23](#) for complete information

- Angled bolt pad housing design provides rigidity
- Sizes from 2–12" | DN50–DN300
- Pressures up to 750 psi | 5171 kPa | 52 bar
- [Download publication 17.01](#) for applications in stainless steel systems
- [Download publication 21.04](#) for applications in aluminum systems

Certifications/Listings:



[Download publication 10.01](#) for Fire Protection Certifications/Listings

INSTALLATION-
READY™



QuickVic™ Flexible Coupling

STYLE 177N

[Download publication 06.24](#) for complete information

- Flexible pipe joint which allows for expansion, contraction and deflection
- Sizes from 2–8" | DN50–DN200
- Pressures up to 1000 psi | 6895 kPa | 69 bar
- [Download publication 17.01](#) for applications in stainless steel systems
- [Download publication 21.04](#) for applications in aluminum systems
- [Download publication 32.01](#) for applications in PVC systems

Certifications/Listings:



[Download publication 10.01](#) for Fire Protection Certifications/Listings

Zero-Flex™ Rigid Coupling

STYLE 07


[Download publication 06.02](#) for complete information

- Angled bolt pad housing design provides rigidity
- Sizes from 1–12" | DN25–DN300
- Pressures up to 750 psi | 5171 kPa | 52 bar
- For sizes 14–50" | DN350–DN1250, [download publication 20.02](#) for information on AGS Style W07

Certifications/Listings:



[Download publication 10.01](#) for Fire Protection Certifications/Listings



Flexible Coupling

STYLE 77


[Download publication 06.04](#) for complete information

- Flexible pipe joint which allows for expansion, contraction and deflection
- Sizes from 3/4 – 24" | DN20 – DN600
- Pressures up to 1000 psi | 6895 kPa | 69 bar
- For sizes 14 – 78" | DN350 – DN1950, [download publication 20.03](#) for information on AGS Style W77
- [Download publication 32.01](#) for applications in PVC systems
- [Download publication 21.01](#) for information on Style 77A for applications in aluminum systems

Certifications/Listings:



[Download publication 10.01](#) for Fire Protection Certifications/Listings



Flexible Coupling

STYLE 75


[Download publication 06.05](#) for complete information

- Lightweight coupling for moderate pressures
- Flexible pipe joint which allows for expansion, contraction and deflection
- Sizes from 1 – 8" | DN25 – DN200
- Pressures up to 500 psi | 3447 kPa | 34 bar
- [Download publication 32.01](#) for applications in PVC systems

Certifications/Listings:



[Download publication 10.01](#) for Fire Protection Certifications/Listings



Reducing Coupling

STYLE 750

[Download publication 06.08](#) for complete information


- Replaces two couplings and a reducing fitting
- Sizes from 2 – 10" | DN50 – DN250
- Pressures up to 500 psi | 3447 kPa | 34 bar

Certifications/Listings:



[Download publication 10.01](#) for Fire Protection Certifications/Listings

Original Groove System (OGS)



Certifications/Listings:



Snap-Joint™ Coupling

STYLE 78

[Download publication 06.09](#) for complete information

- Designed for quick disconnect service
- Sizes from 1–8" | DN25–DN200
- Pressures up to 300 psi | 2068 kPa | 21 bar
- [Download publication 32.01](#) for applications in PVC systems
- [Download publication 21.02](#) for information on Style 78A for applications in aluminum systems



Certifications/Listings:



[Download publication 10.01](#) for Fire Protection Certifications/Listings

Vic-Boltless Coupling and Tool

STYLE 791 COUPLING AND 792 TOOL

[Download publication 06.11](#) for complete information

- Provides a secure, tamper resistant, low profile joint
- Installed only with Victaulic® Style 792 tool
- Sizes from 2–8" | DN50–DN200
- Pressures up to 700 psi | 4826 kPa | 48 bar
- [Download publication 32.01](#) for applications in PVC systems



Certifications/Listings:



[Download publication 10.01](#) for Fire Protection Certifications/Listings

High Pressure Rigid Coupling

STYLE HP-70

[Download publication 06.12](#) for complete information

- Heavy housing for high pressure service
- Sizes from 2–16" | DN50–DN400
- Pressures up to 1000 psi | 6895 kPa | 69 bar



Vic-Ring Coupling

STYLE 41

[Download publication 16.04](#) for complete information

- Provided with a variety of ring options to maintain full pipe wall thickness for abrasive systems
- Sizes from 30–66" | DN750–DN1650
- Pressures up to 90 psi | 621 kPa | 6 bar
- For AGS *Vic-Ring* products, see pg. 33
- Regional availability, contact [Victaulic](#) for details



Vic-Ring Coupling

STYLE 44

[Download publication 16.05](#) for complete information

- Provided with a variety of ring options to maintain full pipe wall thickness for abrasive systems
- Sizes from 4–60" | DN100–DN1500
- Pressures up to 175 psi | 1207 kPa | 12 bar
- For AGS *Vic-Ring* products, see pg. 33
- Regional availability, contact [Victaulic](#) for details

Original Groove System (OGS)



Certifications/Listings:



[Download publication 10.01](#) for Fire Protection Certifications/Listings

Vic-Flange Adapter

STYLE 741

[Download publication 06.06](#) for complete information

- ANSI Class 125 and 150, Australian Standard Table E, and PN10/16 flanges
- Sizes from 2–24" | DN50–DN600
- Pressures up to 300 psi | 2068 kPa | 21 bar
- For AGS sizes 14–24" | DN350–DN600, [download publication 20.04](#) for information on AGS Style W741
- [Download publication 32.01](#) for applications in PVC systems



Certifications/Listings:



[Download publication 10.01](#) for Fire Protection Certifications/Listings

Vic-Flange Adapter

STYLE 743

[Download publication 06.06](#) for complete information

- ANSI Class 300 flanges
- Sizes from 2–12" | DN50–DN300
- Pressures up to 720 psi | 4964 kPa | 50 bar
- [Download publication 32.01](#) for applications in PVC systems



Fittings

[Download publication 07.01](#) for complete information on original grooved end fittings for carbon steel pipe

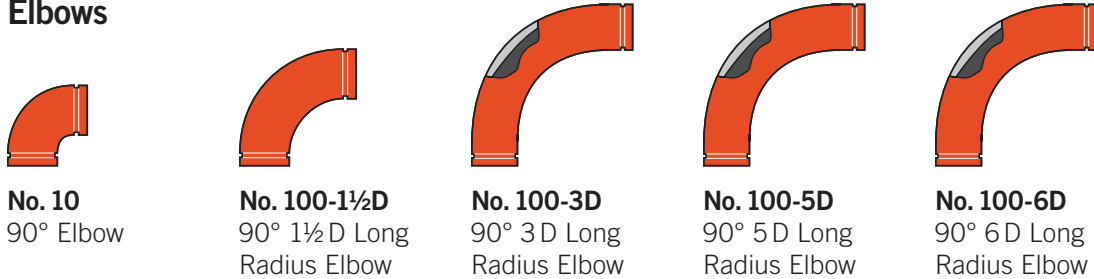
- Standard fitting pressure ratings conform to ratings of installed coupling
- All fittings supplied with grooves or shoulders for fast installation
- Fittings available from ¾–24" | DN20–DN600
- For AGS sizes 14–60" | DN350–DN1500, [download publication 20.05](#) for complete information

Certifications/Listings:



[Download publication 10.01](#) for Fire Protection Certifications/Listings

Elbows



No. 10
90° Elbow

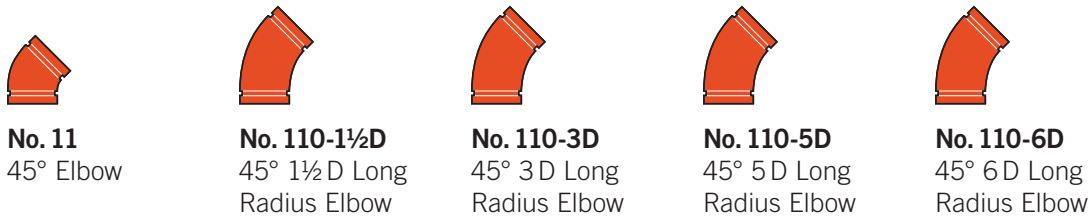
No. 100-1½D
90° 1½ D Long
Radius Elbow

No. 100-3D
90° 3 D Long
Radius Elbow

No. 100-5D
90° 5 D Long
Radius Elbow

No. 100-6D
90° 6 D Long
Radius Elbow

For 3D, 5D and 6D long radius bends, [download publication 07.02](#)



No. 11
45° Elbow

No. 110-1½D
45° 1½ D Long
Radius Elbow

No. 110-3D
45° 3 D Long
Radius Elbow

No. 110-5D
45° 5 D Long
Radius Elbow

No. 110-6D
45° 6 D Long
Radius Elbow



No. 12
22½° Elbow

No. 13
11¼° Elbow

No. 18
90° Adapter
Elbows

No. 19
45° Adapter
Elbows



No. 10-DR
Drain Elbow

No. R-10G
Reducing Base
Support Elbows
(OGS Groove x
OGS Groove)

No. R-10F
Reducing Base
Support Elbows
(OGS Groove x
Flange)



For coating options, [download publication 07.01](#)

Original Groove System (OGS)



Fittings

[Download publication 07.01](#) for complete information on original grooved end fittings for carbon steel pipe

- Standard fitting pressure ratings conform to ratings of installed coupling
- All fittings supplied with grooves or shoulders for fast installation
- Fittings available from ¾–24" | DN20–DN600
- For AGS sizes 14–60" | DN350–DN1500, [download publication 20.05](#) for complete information

Certifications/Listings:



[Download publication 10.01](#) for Fire Protection Certifications/Listings

Tees, Crosses, Wyes, and Laterals



No. 20
Tee



No. 25
Grooved Branch Reducing Tee



No. 29M
Tee with Threaded Branch



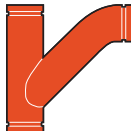
No. 29T
Threaded Branch Reducing Tee



No. 30
45° Lateral



No. 30-R
45° Reducing Lateral



No. 32
Tee Wye



No. 32-R
Reducing Tee Wye



No. 33
True Wye



No. 35
Cross



Fittings

[Download publication 07.01](#) for complete information on original grooved end fittings for carbon steel pipe

- Standard fitting pressure ratings conform to ratings of installed coupling
- All fittings supplied with grooves or shoulders for fast installation
- Fittings available from ¾–24" | DN20–DN600
- For AGS sizes 14–60" | DN350–DN1500, [download publication 20.05](#) for complete information

Certifications/Listings:



[Download publication 10.01](#) for Fire Protection Certifications/Listings

Adapters, Nipples, Caps and Plugs



No. 40
Adapter Nipple
(OGS Groove x Thread)



No. 41
ANSI Class 125
Flanged Adapter
Nipple



No. 41-DN
PN10/16
Flanged Adapter
Nipple



No. 42
Adapter Nipple
(OGS Groove x Bevel)



No. 43
Adapter Nipple
(OGS Groove x OGS Groove)



No. 45F
ANSI Class 150
Flat Face
Flanged Adapter
Nipple



No. 45R
ANSI Class 150
Raised Face
Flanged Adapter
Nipple



No. 45RE
PN10/16 Raised
Face Flanged
Adapter Nipple



No. 46F
ANSI Class 300
Flat Face
Flanged Adapter
Nipple



No. 46R
ANSI Class 300
Raised Face
Flanged Adapter
Nipple



No. 48
Hose Nipple



No. 50
Concentric
Reducer



No. 51
Eccentric
Reducer



No. 52
Small Threaded
Reducer



No. 53
Swaged Nipple
(OGS Groove x OGS Groove)



No. 54
Swaged Nipple
(OGS Groove x Thread)



No. 55
Swaged Nipple
(Thread x OGS Groove)



No. 60
Cap



No. 61
Bull Plug



No. 80
Female
Threaded
Adapter

Original Groove System (OGS)



Mover Expansion Joint

STYLE 150

[Download publication 09.04](#) for complete information

- Slip-type expansion joint providing up to 3" | 76 mm axial end movement
- Sizes from 2–6" | DN50–DN150
- Pressures up to 350 psi | 2413 kPa | 24 bar



Expansion Joint

STYLE 155

[Download publication 09.05](#) for complete information

- Combination of grooved flexible couplings and short nipples, joined in tandem to provide increased expansion
- Style 155 grooved expansion joints are rated to the working pressure of the coupling used
- Sizes from ¾–12" | DN20–DN300
- For AGS sizes 14–24" | DN350–DN600, [download publication 20.12](#) for information on Style W155



Vic-300™ MasterSeal™ Butterfly Valve

SERIES 761

[Download publication 08.20](#) for complete information

- Designed for bi-directional, dead end services to full working pressure
- Available without handle, with gear operator, with lever lock handle and memory stop, or with 10-position handle and memory stop
- Multiple seat and disc material options available
- Sizes from 2–12" | DN50–DN300
- Pressures up to 300 psi | 2068 kPa | 21 bar
- For AGS sizes 14–24" | DN350–DN600, [download publication 20.06](#) for information on Series W761

Certifications/Listings:



[Download publication 10.01](#) for Fire Protection Certifications/Listings

[Download publication 02.06](#) for ANSI/NSF Potable Water Approvals/Listings



Butterfly Valve

SERIES 700

[Download publication 08.05](#) for complete information

- Two-piece stem permits narrow disc design for low pressure drop performance
- Supplied standard with aluminum bronze disc, 316 stainless steel optional
- Sizes from 1½–6" | DN40–DN150
- Pressures up to 200 psi | 1379 kPa | 14 bar

Certifications/Listings:



[Download publication 10.01](#) for Fire Protection Certifications/Listings

Original Groove System (OGS)



High Pressure *Vic-Check* Valve

SERIES 716H

[Download publication 08.08](#) for complete information

- Features a stainless steel disc which seats against the o-ring seal, when mounted on the electroless nickel plated face
- Sizes from 2–3" | DN50–DN80
- Pressures up to 365 psi | 2517 kPa | 25 bar
- For AGS sizes 14–24" | DN350–DN600, [download publication 20.08](#) for information on Series W715

Certifications/Listings:



[Download publication 10.01](#) for Fire Protection Certifications/Listings



Vic-Check Valve

SERIES 716

[Download publication 08.08](#) for complete information

- Features an elastomer encapsulated disc and a welded in nickel seat
- Sizes from 2½–12" | 73.0 mm–DN300
- Pressures up to 300 psi | 2068 kPa | 21 bar
- For AGS sizes 14–24" | DN350–DN600, [download publication 20.08](#) for information on Series W715

Certifications/Listings:



[Download publication 10.01](#) for Fire Protection Certifications/Listings



Venturi Check Valve

SERIES 779

[Download publication 08.10](#) for complete information

- Check valve with integrated venturi with pressure taps for accurate measurement (flow measuring kit for differential pressure gauges/meters available)
- Sizes from 4–12" | DN100–DN300
- Pressures up to 300 psi | 2068 kPa | 21 bar

Certifications/Listings:



[Download publication 10.01](#) for Fire Protection Certifications/Listings



Certifications/Listings:



[Download publication 10.01](#) for Fire Protection Certifications/Listings

Swing Check Valve

SERIES 712

[Download publication 08.11](#) for complete information

- Designed for use with Victaulic® grooved fittings and couplings for fast installation on inlet and outlet ports
- Large access bonnet for easy maintenance
- Available with internal coating for corrosive services
- Sizes from 2–4" | DN50–DN100
- Pressures up to 300 psi | 2068 kPa | 21 bar
- For more information on swing check valves for stainless steel, see pg. 63
- Regional availability, contact [Victaulic](#) for details



Certifications/Listings:



[Download publication 10.01](#) for Fire Protection Certifications/Listings

Swing Check Valve

SERIES 713

[Download publication 08.54](#) for complete information

- High pressure check valve designed for use with *Victaulic* grooved fittings and couplings for fast installation on inlet and outlet ports
- Large access bonnet for easy maintenance
- Available with internal coating for corrosive services
- Sizes from 2–4" | DN50–DN100
- Pressures up to 1000 psi | 6895 kPa | 69 bar
- Regional availability, contact [Victaulic](#) for details



Vic-Ball Valve

SERIES 721

[Download publication 08.14](#) for complete information

- Floating ball with standard port, reduces torque requirements
- Sizes from 4–6" | DN100–DN150
- Pressures up to 800 psi | 5515 kPa | 55 bar

Original Groove System (OGS)

**Vic-Ball Valve**

SERIES 726

[Download publication 08.23](#) for complete information

- High pressure standard port NACE-compliant ball valve
- Available without handle, with a lever operator, or a gear operator
- Sizes from 1½–6" | DN40–DN150
- Pressures up to 1000 psi | 6895 kPa | 69 bar

Certifications/Listings:


[Download publication 10.01](#) for Fire Protection Certifications/Listings
**Ball Valve**

SERIES 727

[Download publication 08.42](#) for complete information

- High pressure enhanced port NACE-compliant ball valve
- Up to ⅓ better flow than competitive standard port ball valves
- Floating ball with standard port, reduces torque requirements
- Sizes from 2–6" | DN50–DN150
- Pressures up to 1500 psi | 10342 kPa | 103 bar

**Brass Body Ball Valve — Threaded**

SERIES 722

[Download publication 08.15](#) for complete information

- Standard port, female threaded end valve constructed from forged brass
- Sizes from ¼–2" | DN8–DN50
- Pressures up to 600 psi | 4137 kPa | 41 bar

Certifications/Listings:


[Download publication 10.01](#) for Fire Protection Certifications/Listings



Vic-Plug Valve

SERIES 377

[Download publication 08.12](#) for complete information

- Only eccentric grooved end plug valve made specifically for throttling services
- Available without handle, with lever operator or gear operator
- Sizes from 3–12" | DN80–DN300
- Pressures up to 175 psi | 1207 kPa | 12 bar



Delta-Y Valve Assembly

STYLE DLY

[Download publication 07.08](#) for complete information

- Assembles with Style 107N rigid couplings, Series 761 Vic-300™ MasterSeal™ butterfly valves, and cast fittings
- Ideal for bulk cement/barite systems commonly found on offshore drilling platforms
- Sizes from 5–6" | 141.3 mm–DN150
- Pressures up to 300 psi | 2068 kPa | 21 bar



Knife Gate Valve

SERIES 795

[Download publication 08.25](#) for complete information

- Designed for fluid lines containing solids and abrasive materials
- All wear parts can be replaced in-line without removing the valve from the pipeline
- Utilizes Installation-Ready™ technology to eliminate loose parts
- Manual, hydraulic, pneumatic, and electric actuation available
- Sizes from 3–12" | DN80–DN300
- Pressures up to 150psi | 1035 kPa | 10 bar

Certifications/Listings:



[Download publication 10.01](#) for Fire Protection Certifications/Listings

Original Groove System (OGS)



OS&Y Gate Valve

SERIES 771M

[Download publication 08.45](#) for complete information

- Available as groove x groove or groove x flange
- For On/Off service only
- Sizes from 2½–12" | 73.0mm–DN300
- Pressures up to 250 psi | 1724 kPa | 17 bar

Certifications/Listings:

This product is not agency listed for fire protection service.

[Download publication 10.92](#) for fire service products.



Three Port Diverter

SERIES 723

[Download publication 08.13](#) for complete information

- NACE MR-01-75 compliant, three-port ball valve with common bottom inlet for diverting flow 90° left or right
- Available without handle, with lever operator or gear operator
- Available in 2" | DN50
- Pressures up to 600 psi | 4137 kPa | 41 bar



Diverter Valve

SERIES 725S

[Download publication 08.41](#) for complete information

- Intended for backfill and flush water diversion in backfill mining operations
- May be operated under pressure to dump backfill in the event of a blockage
- Stainless steel wetted surfaces
- Manual, hydraulic, pneumatic, and electric actuation available
- Available in 4–8" | DN100–DN200
- Pressures up to 1500 psi | 10342 kPa | 103 bar

Certifications/Listings:



[Download publication 10.01](#) for Fire Protection Certifications/Listings



Hydraulic Control Valve

BERMAD SERIES 100 | VICTAULIC® SERIES 910

[Download publication Engineering 100](#)
for complete information

- Hydraulic control valves are devices capable of controlling variables such as pressure, flow, or level
- Optional configurations include: on/off, pressure reducing, pressure relief, pressure sustaining, and flow control (customized solutions can include combinations of the above functions)
- Sizes from 1½–6" | DN40–DN150
- Pressures up to 145 psi | 1000 kPa | 10 bar
- Regional availability, contact [Victaulic](#) for details



Hydraulic Control Valve

BERMAD SERIES 700 | VICTAULIC® SERIES 970

[Download publication Engineering 700](#)
for complete information

- Hydraulic control valves are devices capable of controlling variables such as pressure, flow, or level
- Optional configurations include: on/off, pressure reducing, pressure relief, pressure sustaining, and flow control (customized solutions can include combinations of the above functions)
- Sizes from 1½–48" | DN40–DN1200
- Pressures up to 400 psi | 2758 kPa | 28 bar
- Regional availability, contact [Victaulic](#) for details



Hydraulic Control Valve

BERMAD SERIES 800 | VICTAULIC® SERIES 980

[Download publication Engineering 800](#)
for complete information

- Hydraulic control valves are devices capable of controlling variables such as pressure, flow, or level
- Optional configurations include: on/off, pressure reducing, pressure relief, pressure sustaining, and flow control (customized solutions can include combinations of the above functions)
- Sizes from 1½–20" | DN40–DN500
- Pressures up to 600 psi | 4137 kPa | 41 bar
- Regional availability, contact [Victaulic](#) for details

Original Groove System (OGS)



Automatic Air Release Valve

BERMAD SERIES A30 | VICTAULIC® SERIES 9A3

[Download publication Engineering A30](#)
for complete information

- Automatic air release valves allow efficient release of air bubbles from pressurized pipelines
- Body material: Glass reinforced nylon
- Sizes from $\frac{3}{4}$ –1" | DN20–DN25
- Pressures up to 230 psi | 1586 kPa | 16 bar
- Temperatures up to 140°F | 60°C
- Regional availability, contact [Victaulic](#) for details



Automatic Air Release Valve

BERMAD SERIES A71 | VICTAULIC® SERIES 9A7

[Download publication Engineering A71](#)
for complete information

- Automatic air release valves allow efficient release of air bubbles from pressurized pipelines
- Body material: Type 316 stainless steel
- Sizes from $\frac{3}{4}$ –1" | DN20–DN25
- Pressures up to 350 psi | 2413 kPa | 24 bar
- Temperatures up to 140°F | 60°C
- Regional availability, contact [Victaulic](#) for details



Combination Air Valve

BERMAD SERIES C30 | VICTAULIC® SERIES 9C3

[Download publication Engineering C30](#)
for complete information

- Combination air release valves release air bubbles from pressurized pipelines (air release valve), while evacuating air during pipeline filling and draining (air/vacuum valve)
- Body material: Glass reinforced nylon
- Sizes from $\frac{3}{4}$ –1" | DN20–DN25
- Pressures up to 230 psi | 1586 kPa | 16 bar
- Temperatures up to 140°F | 60°C
- Regional availability, contact [Victaulic](#) for details



Combination Air Valve

BERMAD SERIES C50 | VICTAULIC® SERIES 9C5

[Download publication Engineering C50](#)
for complete information

- Combination air release valves release air bubbles from pressurized pipelines (air release valve), while evacuating air during pipeline filling and draining (air/vacuum valve)
- Body material: Glass reinforced nylon
- Sizes from 2–4" | DN50–DN100
- Pressures up to 150 psi | 1034 kPa | 10 bar
- Temperatures up to 140°F | 60°C
- Regional availability, contact [Victaulic](#) for details



Combination Air Valve

BERMAD SERIES C70 | VICTAULIC® SERIES 9C7

[Download publication Engineering C70](#)
for complete information

- Combination air release valves release air bubbles from pressurized pipelines (air release valve), while evacuating air during pipeline filling and draining (air/vacuum valve)
- Body material: Ductile iron (standard)
- Sizes from 2–8" | DN50–DN200
- Pressures up to 580 psi | 3999 kPa | 40 bar
- Temperatures up to 140°F | 60°C
- Regional availability, contact [Victaulic](#) for details

Original Groove System (OGS)



Certifications/Listings:



[Download publication 10.01](#) for Fire Protection Certifications/Listings

Suction Diffuser

SERIES 731-D

[Download publication 09.20](#) for complete information

- Allows building up at a 90° angle from the pump, saving valuable space in the mechanical room while still protecting the pump against cavitation
- Available flanged connections: ANSI Class 150, Australian Standard Table E, PN10/16, GB, and JIS 10K
- Sizes from 3–12" | DN80–DN300
- Pressures up to 300 psi | 2068 kPa | 21 bar
- For AGS sizes 14–24" | DN350–DN600, [download publication 20.20](#) for information on Series W731-D



Certifications/Listings:



[Download publication 10.01](#) for Fire Protection Certifications/Listings

Vic-Strainer Tee Type

SERIES 730

[Download publication 09.02](#) for complete information

- Lighter than flanged Y-type strainers and provides straight-through flow for lower pressure drop
- Sizes from 1½–12" | DN40–DN300
- Pressures up to 750 psi | 5171 kPa | 52 bar
- For AGS sizes 14–24" | DN350–DN600, [download publication 20.11](#) for information on Series W730



Certifications/Listings:



[Download publication 10.01](#) for Fire Protection Certifications/Listings

Vic-Strainer Wye Type

SERIES 732

[Download publication 09.03](#) for complete information

- Provides straight-through flow for lower pressure drop
- Sizes from 2–12" | DN50–DN300
- Pressures up to 300 psi | 2068 kPa | 21 bar
- Available in limited sizes for air handling units
- For AGS sizes 14–24" | DN350–DN600, [download publication 20.19](#) for information on Series W732

Original Groove System (OGS)



Vic-Header

No. 26

[Download publication 07.11](#) for complete information

- An outlet header for any mechanical room application
- Available with Victaulic® OGS and AGS grooved ends
- Sizes from ¾ – 24" | DN20 – DN600
- Pressures up to 300 psi | 2068 kPa | 21 bar
- Regional availability, contact [Victaulic](#) for details




Vibration Isolation Air Handling Unit Drop

SERIES 385

[Download publication 102.15](#) for complete information

- Provides hook-ups for isolation, straining, balancing and draining
- Swing joint solves misaligned coil challenges
- Single and double supply and return configurations
- Sizes from 2 × 2" through 6 × 4" | DN50 × DN50 through DN150 × DN100
- Pressures up to 300 psi | 2068 kPa | 21 bar
- Regional availability, contact [Victaulic](#) for details



Pressure Reducing Valve Station

SERIES 386

[Download publication 102.16](#) for complete information

- Reduces and controls potable water system pressure to specified safe levels, independent of upstream pressure and flow variations
- Six standard configurations to accommodate various system flow rates, pressure reduction ratios, redundancy, and pressure safety options
- Sizes from 2 × 1½" through 6 × 2" | DN50 × DN40 through DN150 × DN50
- Pressures up to 300 psi | 2068 kPa | 21 bar
- Regional availability, contact [Victaulic](#) for details

Certifications/Listings:



[Download publication 02.06](#) for ANSI/NSF Potable Water Approvals/Listings

Original Groove System (OGS)



Inlet Vibration Isolation Pump Drop

- Includes flow control, vibration-controlling flexible couplings, access ports for gauges and thermowells, and an integral flanged or grooved end pump connection
- Sizes from 3–12" | DN80–DN300
- Rated to the working pressure of the ANSI Class 150, PN10/16, Australian Table E or JIS 10K flange connection
- Regional availability, contact [Victaulic](#) for details

Suction Diffuser Pump Drop

Painted Carbon Steel Pipe

- **Series 381/381G**
(North America)
[Download publication 102.11](#)
- **Series 391**
(Rest of World)
[Download publication 102.21](#)
- **Series 331**
(Hong Kong)
[Download publication 102.31](#)



Galvanized Carbon Steel Pipe

- **Series 331**
(Hong Kong)
[Download publication 102.31](#)
- **Series 334**
(Taiwan)
[Download publication 102.34](#)
- **Series 337**
(Korea)
[Download publication 102.37](#)



Strainer Pump Drop

Painted Carbon Steel Pipe (Vertical and Horizontal Installations)

- **Series 382/382G**
(North America)
[Download publication 102.12](#)
- **Series 392**
(Rest of World)
[Download publication 102.22](#)
- **Series 332**
(Hong Kong)
[Download publication 102.32](#)



Galvanized Carbon Steel Pipe (Vertical and Horizontal Installations)

- **Series 332**
(Hong Kong)
[Download publication 102.32](#)





Outlet Vibration Isolation Pump Drop

- Includes flow control, vibration-controlling flexible couplings, access ports for gauges and thermowells, and an integral flanged or grooved end pump connection
- Sizes from 3–12" | DN80–DN300
- Rated to the working pressure of the ANSI Class 150, PN10/16, Australian Table E or JIS 10K flange connection
- Regional availability, contact [Victaulic](#) for details

Discharge Pump Drop

Painted Carbon Steel Pipe
(Vertical and Horizontal Installations)

- **Series 380/380G**
(North America)
[Download publication 102.10](#)
- **Series 390**
(Rest of World)
[Download publication 102.22](#)
- **Series 330**
(Hong Kong)
[Download publication 102.30](#)



Galvanized Carbon Steel Pipe
(Vertical Installations)

- **Series 330**
(Hong Kong)
[Download publication 102.30](#)
- **Series 333**
(Taiwan)
[Download publication 102.33](#)
- **Series 336**
(Korea)
[Download publication 102.36](#)



Discharge Pump Drop with Balancing Valve

Painted Carbon Steel Pipe
(Vertical and Horizontal Installations)

- **Series 383/383G**
(North America)
[Download publication 102.13](#)



Original Groove System (OGS)



EndSeal™ System

[Download publication 06.13](#) for STYLE HP-70ES coupling

[Download publication 07.03](#) for ES fittings

- For plastic coated pipe or high pressure rigid systems
- Schedule 80 wall thickness for use with HP-70ES couplings
- Coupling sizes from 2–12" | DN50–DN300 and fitting sizes from 2–6" | DN50–DN150
- Pressures up to 2500 psi | 17237 kPa | 172 bar
- Regional availability, contact [Victaulic](#) for details



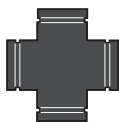
No. 62ES
90° Elbow



No. 63ES
45° Elbow



No. 64ES
Tee



No. 35ES
Cross



No. 22ES
Header Tee





High Pressure Double Grooved Coupling

STYLE 808

[Download publication 15.01](#) for complete information

- Double-bolted coupling for use with Schedule 80 or heavier steel pipe
- For installation on pipe ends with double cut grooves, [download publication 25.04](#) for complete information
- Sizes from 6–12" | DN150–DN300
- Pressures up to 4000 psi | 27579 kPa | 275 bar
- Regional availability, contact [Victaulic](#) for details

Certifications/Listings:



High Pressure Ring Coupling

STYLE 809N

[Download publication 15.03](#) for complete information

- Designed for high pressure applications, hydraulic applications, and abrasive services
- Coupling engages directly onto restraint rings (supplied with coupling) welded to the O.D. of the pipe
- For schedule 80 or heavier carbon steel pipe
- Sizes from 4–10" | DN100–DN250
- Pressures up to 3000 psi | 20684 kPa | 206 bar



Composite Flexible Coupling

STYLE 171

[Download publication 06.22](#) for complete information

- Flexible pipe joint which allows for expansion, contraction and deflection
- For corrosive applications such as reverse osmosis systems
- For use on Victaulic PVC pipe utilizing Victaulic OGS roll or cut groove profile
- Sizes from 1½–4" | DN40–DN100
- Pressures up to 150 psi | 1034 kPa | 10 bar
- For stainless steel and FRP applications, contact [Victaulic](#)

Original Groove System (OGS)



XL (Extended Life) System for Rubber-Lined Abrasive Services

[Download publication 07.07](#) for complete information

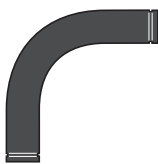
- 1½D and 3D elbows designed for ¼" | 6 mm extra lining resulting in up to three times the service life when compared to standard rubber-lined fittings
- Sizes from 3–12" | DN80–DN300
- Style XL77 flexible couplings for pipe-to-fitting connections
- Style XL79 flexible couplings for fitting-to-fitting connections



No. XL100
1½D
90° Elbow




No. XL110
1½D
45° Elbow



No. XL100
3D
90° Elbow



No. XL110
3D
45° Elbow



Expansion Joint Coupling

STYLE 152A

[Download publication 09.15](#) for complete information

- Large diameter coupling for pulverized coal/limestone lines with 4° of deflection capability
- Sizes from 10–30" | DN250–DN750, and 780 mm
- Pressures up to 50 psi | 345 kPa | 3 bar
- Regional availability, contact [Victaulic](#) for details



Coupling for Fiberglass Reinforced Plastic Pipe

STYLE 296-A

[Download publication 90.01](#) for complete information

- Designed to create a rigid pipe joint without any special tools while maintaining existing support requirements
- Can be installed in any weather
- No curing time required
- Sizes from 1 – 12" | DN25 – DN300
- Pressures up to 150 psi | 1034 kPa | 10 bar



Non-Restrained Flexible Coupling for Fiberglass Reinforced Plastic Pipe

STYLE 229S

[Download publication 60.16](#) for complete information

- Designed for FRP odor control piping systems
- Can be installed in any weather
- No curing time required
- Sizes from 6 – 54" | DN150 – DN1350
- Pressures up to 25 psi | 172 kPa | 1.7 bar

Original Groove System (OGS)

The Victaulic® grooved aluminum system is the most versatile, economical, and reliable aluminum piping system available. Up to three times faster to install than a welded system, and more dependable than a threaded or flanged assembly, the Victaulic approach reduces risk and total installed cost. The *Victaulic* grooved aluminum system provides considerable weight savings and corrosion resistance.



Flexible Aluminum Coupling

STYLE 77A

[Download publication 21.01](#) for complete information

- Flexible pipe joint which allows for expansion, contraction and deflection
- Sizes from 1–12" | DN25–DN300
- Pressures up to 500 psi | 3447 kPa | 34 bar
- [Download publication 06.04](#) for information on Style 77 for applications in carbon steel systems



Snap-Joint™ Aluminum Coupling

STYLE 78A

[Download publication 21.02](#) for complete information

- Designed for quick disconnect service
- Sizes 2" | DN50 and 10" | DN250
- Pressures up to 300 psi | 2068 kPa | 21 bar
- [Download publication 06.09](#) for information on Style 78 for applications in carbon steel systems



Aluminum Fittings

[Download publication 21.03](#) for complete information

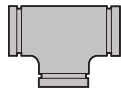
- Standard fitting pressure ratings conform to ratings of installed coupling
- Sizes from 1 – 8" | DN25–DN200



No. 10-A
90° Elbow



No. 11-A
45° Elbow



No. 20-A
Tee



No. 40-A
Adapter Nipple
(Groove x
Thread)



No. 42-A
Adapter Nipple
(Groove x
Bevel)



No. 43-A
Adapter Nipple
(Groove x
Groove)



No. 50-A
Concentric
Reducer





















No. 60-A
Cap


Advanced Groove System **AGS**

Victaulic offers a comprehensive portfolio of Advanced Groove System (AGS) couplings for systems 14–78" | DN350–DN1950 and a full range of 14–60" | DN350–DN1500 AGS fittings, valves and accessories. Our large diameter piping solutions provide strength and dependability in addition to speed, making them an excellent choice over welding. Other advantages AGS joints provide over welded joints include no flame installation, superior seismic-shock resistance and a union at every joint for easy adjustment, system maintenance or system expansion.

[Download publication 02.06](#) for ANSI/NSF Potable Water Approvals/Listings



Couplings	page	Expansion Joints	page
 AGS Rigid Coupling (Style W07)	32	 AGS Expansion Joint (Style W155)	35
 AGS Flexible Coupling (Style W77)	32	 AGS Expansion Barrel (Style W256)	36
 AGS Rigid Coupling (Style W89)	32	 AGS Dynamic Movement Joint (Style W257)	36
Vic-Ring Couplings	page	Valves	pages
 AGS Rigid Coupling with <i>Vic-Ring</i> (Style W07)	33	 AGS Butterfly Valves	36–37
 AGS Flexible Coupling with <i>Vic-Ring</i> (Style W77)	33	 AGS <i>Vic-Check</i> Double Disc Valve (Series W715)	37
 AGS Rigid Coupling with <i>Vic-Ring</i> (Style W89)	33	Strainers and Diffusers	page
Fittings	page	 AGS Suction Diffuser (Series W731-D)	38
 AGS Fittings	34	 AGS <i>Vic-Strainer</i> Tee Type (Series W730)	38
 AGS Stainless Steel Schedule 10S Fittings	35	 AGS <i>Vic-Strainer</i> Wye Type (Series W732)	38
Adapter	page	Header	page
 AGS <i>Vic-Flange</i> Adapter (Style W741)	35	 <i>Vic-Header</i>	22



Certifications/Listings:



[Download publication 10.01](#) for Fire Protection Certifications/Listings

AGS Rigid Coupling

STYLE W07

[Download publication 20.02](#) for complete information

- First flat-pad, metal-to-metal, rigid coupling to be offered in this size range
- Sizes from 14–50" | DN350–DN1250
- Pressures up to 350 psi | 2413 kPa | 24 bar
- For original groove sizes 1–12" | DN25–DN300 (Style 07), [download publication 06.02](#);
For original groove featuring Installation-Ready™ technology sizes 2–12" | DN50–DN300 (Style 107N), [download publication 06.23](#)



Certifications/Listings:



[Download publication 10.01](#) for Fire Protection Certifications/Listings

AGS Flexible Coupling

STYLE W77

[Download publication 20.03](#) for complete information

- Unique wedge-shaped key profile increases allowable pipe end separation
- Sizes from 14–78" | DN350–DN1950
- Pressures up to 350 psi | 2413 kPa | 24 bar
- For original groove sizes ¾–24" | DN20–DN600 (Style 77), [download publication 06.04](#);
For original groove couplings featuring *Installation-Ready* technology sizes 2–8" | DN50–DN200 (Style 177N), [download publication 06.24](#)



AGS Rigid Coupling

STYLE W89

[Download publication 20.15](#) for complete information

- Wedge-shaped coupling housing keys fully engage the Victaulic AGS grooves to provide a rigid joint
- Galvanized coated ductile iron coupling
- Sizes from 14–24" | DN350–DN600
- Pressures up to 700 psi | 4830 kPa | 48 bar
- For original groove sizes 2–12" | DN50–DN300 (Style 89), [download publication 17.24](#)



AGS Rigid Coupling with *Vic-Ring* STYLE W07

[Download publication 16.11](#) for complete information


- Coupling installs on the supplied ring to maintain full pipe wall thickness on abrasive and/or corrosive systems
- Sizes from 14–50" | DN350–DN1250
- Pressures up to 350 psi | 2413 kPa | 24 bar
- For OGS *Vic-Ring* products, see pg. 6
- Regional availability, contact [Victaulic](#) for details



AGS Flexible Coupling with *Vic-Ring* STYLE W77

[Download publication 16.12](#) for complete information

- Coupling installs on the supplied ring to maintain full pipe wall thickness on abrasive and/or corrosive systems
- Sizes from 14–78" | DN350–DN1950
- Pressures up to 350 psi | 2413 kPa | 24 bar
- For OGS *Vic-Ring* products, see pg. 6
- Regional availability, contact [Victaulic](#) for details



AGS Rigid Coupling with *Vic-Ring* STYLE W89

[Download publication 16.15](#) for complete information

- Coupling installs on the supplied ring to maintain full pipe wall thickness on abrasive and/or corrosive systems
- Galvanized coated ductile iron coupling
- Sizes from 14–24" | DN350–DN600
- Pressures up to 700 psi | 4830 kPa | 48 bar
- Regional availability, contact [Victaulic](#) for details



AGS Fittings

[Download publication 20.05](#) for complete information

- Sizes from 14–60" | DN350–DN1500
- Fitting pressure ratings are equivalent to the maximum allowable working pressure (MAWP) of joints installed with Victaulic® AGS couplings
- For original groove fittings, [download publication 07.01](#) for more information

Certifications/Listings:



[Download publication 10.01](#) for Fire Protection Certifications/Listings



No. W10
90° Elbow



No. W11
45° Elbow



No. W12
22½° Elbow



No. W13
11¼° Elbow



No. W100
90° 1½ D Long
Radius Elbow



No. W110
45° 1½ D Long
Radius Elbow



No. W20
Tee



No. W25
Reducing Tee



No. W30
45° Lateral



No. W30-R
45° Reducing
Lateral



No. W33
True Wye



No. W35
Cross



No. W42
Adapter Nipple
(AGS Groove x
Bevel)



No. W43
Adapter Nipple
(AGS Groove x
AGS Groove)



No. W45R
Flanged
Adapter Nipple



No. W49
Adapter Nipple
(AGS Groove x
OGS Groove)



No. W50
Concentric
Reducer



No. W51
Eccentric
Reducer



No. W60
Cap





AGS Stainless Steel Schedule 10S Fittings

[Download publication 17.05](#) for complete information

- Offering includes elbows, tees, adapter nipples, caps, eccentric and concentric reducers
- Sizes from 14–24" | DN350–DN600
- Fitting pressure ratings are equivalent to the maximum allowable working pressure (MAWP) of joints installed with Victaulic® AGS couplings
- For original groove sizes $\frac{3}{4}$ –12" | DN20–DN300 [download publication 17.16](#) for more information on stainless steel fittings



AGS Vic-Flange Adapter

STYLE W741

[Download publication 20.04](#) for complete information

- Designed for directly incorporating flanged components with ANSI Class 125-150 bolt hole patterns
- Sizes from 14–24" | DN350–DN600
- Pressures up to 300 psi | 2068 kPa | 21 bar
- For original groove sizes 2–12" | DN50–DN300, [download publication 06.06](#) for information on Style 741



AGS Expansion Joint

STYLE W155

[Download publication 20.12](#) for complete information

- Combination of Style W77 AGS couplings and short nipples, joined in tandem to provide increased expansion
- Sizes from 14–24" | DN350–DN600
- For original groove sizes $\frac{3}{4}$ –12" | DN20–DN300, [download publication 09.05](#) for information on Style 155



AGS Expansion Barrel

STYLE W256

[Download publication 09.16](#) for complete information

- Provides up to 42" | 1067 mm of in-line movement
- Designed for water and/or slurry services
- Sizes from 24–42" | DN600–DN1050
- Pressures up to 300 psi | 2068 kPa | 21 bar
- Regional availability, contact [Victaulic](#) for details



AGS Dynamic Movement Joint

STYLE W257

[Download publication 20.16](#) for complete information

- Provides up to 4" | 102 mm of dynamic movement including differential settlement, seismic movement, and thermal movement
- Sizes from 14–78" | DN350–DN1950
- Working pressure is equal to the Style W77 coupling on equivalent wall thickness pipe, [download publication 20.03](#) for complete information
- Regional availability, contact [Victaulic](#) for details



AGS Vic-300™ Butterfly Valve

SERIES W761

[Download publication 20.06](#) for complete information

- Offers an easily installed choice to cumbersome, multi-bolt wafer or lug-type flanged valves
- Sizes from 14–24" | DN350–DN600
- Pressures up to 300 psi | 2068 kPa | 21 bar
- For original groove sizes 2–12" | DN50–DN300, [download publication 08.20](#) for information on Series 761

Certifications/Listings:



[Download publication 10.01](#) for Fire Protection Certifications/Listings



AGS Butterfly Valve

SERIES W709

[Download publication 20.07](#) for complete information

- Offers an easily installed choice to cumbersome, multi-bolt wafer or lug-type flanged valves
- Sizes from 26–48" | DN650–DN1200
- Pressures up to 150 psi | 1034 kPa | 10 bar



AGS Butterfly Valve

SERIES W719

[Download publication 23.19](#) for complete information

- Valve design, materials and testing conform to the requirements of AWWA C504
- Sizes from 14–60" | DN350–DN1500
- Pressure classes conforming to AWWA Class 250B to 48" | DN1200 and 150B for 48" | DN1200 and above



AGS Vic-Check Double Disc Valve

SERIES W715

[Download publication 20.08](#) for complete information

- Utilizes a spring-assisted, double disc design that achieves drip tight sealing
- Can be installed in both horizontal or vertical (flow up) positions
- Sizes from 14–24" | DN350–DN600
- Pressures up to 230 psi | 1586 kPa | 16 bar
- For original groove sizes 2–12" | DN50–DN300, [download publication 08.08](#) for information on Series 716H/716 or [download publication 08.10](#) for information on Series 779

Certifications/Listings:



[Download publication 10.01](#) for Fire Protection Certifications/Listings



AGS Suction Diffuser

SERIES W731-D

[Download publication 20.20](#) for complete information

- Allows building up at a 90° angle from the pump saving valuable space in the mechanical room while still protecting the pump against cavitation
- Flanges may be machined to match most global (ANSI, DIN, GB, JIS, and AS-E) flange bolt hole patterns within the diffuser pressure rating
- Sizes from 14–24" | DN350–DN600
- Pressures up to 300 psi | 2068 kPa | 21 bar
- For original groove sizes 3–12" | DN80–DN300, [download publication 09.20](#) for information on Series 731-D

Certifications/Listings:



[Download publication 10.01](#) for Fire Protection Certifications/Listings



AGS Vic-Strainer Tee Type

SERIES W730

[Download publication 20.11](#) for complete information

- Lighter than flanged Y-type strainers and provides straight-through flow for lower pressure drop
- Sizes from 14–24" | DN350–DN600
- Pressures up to 300 psi | 2068 kPa | 21 bar
- For original groove sizes 1½–12" | DN40–DN300, [download publication 09.02](#) for information on Series 730



AGS Vic-Strainer Wye Type

SERIES W732

[Download publication 20.19](#) for complete information

- Provides straight-through flow for lower pressure drop
- Sizes from 14–18" | DN350–DN450
- Pressures up to 300 psi | 2068 kPa | 21 bar
- For original groove sizes 2–12" | DN50–DN300, [download publication 09.03](#) for information on Series 732

Certifications/Listings:



[Download publication 10.01](#) for Fire Protection Certifications/Listings

Victaulic® Bolted Split-Sleeve Products (VBSP)

Victaulic offers a variety of pipe joining solutions specifically designed to meet the needs of your system.

Conforming to AWWA C227, *Victaulic* Bolted Split-Sleeve couplings are available in a range of unrestrained and restrained flexible designs for use on carbon steel, stainless steel, HDPE and other pipe materials.

VBSP couplings are designed for use on water and wastewater transmission lines as well as hydroelectric penstock lines. VBSP couplings can also provide expansion and contraction capabilities when needed.

[Download publication 02.06](#) for ANSI/NSF Potable Water Approvals/Listings



Couplings	page	Couplings	page
Non-Restrained Flexible Coupling for Fiberglass Reinforced Plastic Pipe (Style 229S)	28	Restrained Flexible Couplings for Dynamic Joint Deflection on Carbon Steel Pipe (Style 233)	42
Non-Restrained Flexible Coupling for Carbon Steel Pipe (Style 230)	40	Restrained Flexible Couplings for Dynamic Joint Deflection on Stainless Steel Pipe (Style 233S)	42
Non-Restrained Flexible Coupling for Stainless Steel Pipe (Style 230S)	40	Restrained Flexible Single-Gasket Coupling for Carbon Steel Pipe (Style 234)	43
Non-Restrained Flexible Expansion Coupling for Carbon Steel Pipe (Style 231)	40	Restrained Flexible Single-Gasket Coupling for Stainless Steel Pipe (Style 234S)	43
Non-Restrained Flexible Expansion Coupling for Stainless Steel Pipe (Style 231S)	41		
Restrained Coupling for Carbon Steel Pipe (Style 232)	41	Expansion Joint	page
Restrained Coupling for Stainless Steel Pipe (Style 232S)	41	Stainless Steel Bellow Expansion Joint (Style 240S)	44
		Tools	page
		Manual and Hydraulic Closure Tools	146



Non-Restrained Flexible Coupling for Carbon Steel Pipe

STYLE 230

[Download publication 60.01](#) for complete information

- Non-restrained flexible pipe joint for water and wastewater pipelines
- Up to ½" | 13 mm intermittent axial movement
- Satisfies the requirements of AWWA C227
- Sizes from 8–144" | DN200–DN3600
- Pressures up to 400 psi | 2758 kPa | 28 bar
- Regional availability, contact [Victaulic](#) for details

Certifications/Listings:



[Download publication 02.06](#) for ANSI/NSF Potable Water Approvals/Listings



Non-Restrained Flexible Coupling for Stainless Steel Pipe

STYLE 230S

[Download publication 60.02](#) for complete information

- Non-restrained flexible pipe joint used where corrosion resistance is required
- Up to ½" | 13 mm intermittent axial movement
- Satisfies the requirements of AWWA C227
- Sizes from 3–96" | DN80–DN2400
- Pressures up to 300 psi | 2068 kPa | 21 bar
- Regional availability, contact [Victaulic](#) for details



Non-Restrained Flexible Expansion Coupling for Carbon Steel Pipe

STYLE 231

[Download publication 60.03](#) for complete information

- Non-restrained flexible expansion joint provides up to 4" | 102 mm of axial movement
- Satisfies the requirements of AWWA C227
- Sizes from 16–144" | DN400–DN3600
- Pressures up to 300 psi | 2068 kPa | 21 bar
- Regional availability, contact [Victaulic](#) for details

Victaulic® Bolted Split-Sleeve Products (VBSP)



Non-Restrained Flexible Expansion Coupling for Stainless Steel Pipe STYLE 231S

[Download publication 60.04](#) for complete information

- Non-restrained flexible expansion joint provides up to 4" | 102 mm of axial movement
- Satisfies the requirements of AWWA C227
- Sizes from 3–96" | DN80–DN2400
- Pressures up to 300 psi | 2068 kPa | 21 bar
- Regional availability, contact [Victaulic](#) for details



Restrained Flexible Coupling for Carbon Steel Pipe STYLE 232

[Download publication 60.05](#) for complete information

- Restrained flexible joint for use on water, wastewater, force main and penstock piping
- Satisfies the requirements of AWWA C227
- Sizes from 8–144" | DN200–DN3600
- Pressures up to 400 psi | 2758 kPa | 28 bar
- Regional availability, contact [Victaulic](#) for details

Certifications/Listings:



[Download publication 02.06](#) for ANSI/NSF Potable Water Approvals/Listings



Restrained Flexible Coupling for Stainless Steel Pipe STYLE 232S

[Download publication 60.06](#) for complete information

- Restrained flexible joint for use where corrosion resistance is required
- Satisfies the requirements of AWWA C227
- Sizes from 3–96" | DN80–DN2400
- Pressures up to 300 psi | 2068 kPa | 21 bar
- Regional availability, contact [Victaulic](#) for details



Certifications/Listings:



[Download publication 02.06](#) for ANSI/NSF Potable Water Approvals/Listings

Restrained Flexible Coupling for Dynamic Joint Deflection on Carbon Steel Pipe

STYLE 233

[Download publication 60.07](#) for complete information

- Restrained flexible joint that allows for dynamic (in-service) deflection
- Satisfies the requirements of AWWA C227
- Sizes from 8–144" | DN200–DN3600
- Pressures up to 300 psi | 2068 kPa | 21 bar
- Regional availability, contact [Victaulic](#) for details



Restrained Flexible Coupling for Dynamic Joint Deflection on Stainless Steel Pipe

STYLE 233S

[Download publication 60.08](#) for complete information

- Restrained flexible joint for use where corrosion resistance is required
- Designed to allow for dynamic (in-service) deflection and thrust restraint at the joint
- Satisfies the requirements of AWWA C227
- Sizes from 3–96" | DN80–DN2400
- Pressures up to 300 psi | 2068 kPa | 21 bar
- Regional availability, contact [Victaulic](#) for details

Victaulic® Bolted Split-Sleeve Products (VBSP)



Restrained Flexible Single-Gasket Coupling for Carbon Steel Pipe

STYLE 234

[Download publication 60.09](#) for complete information

- Designed for use on water transmission, force mains and penstock lines
- Sizes from 8–120" | DN200–DN3000
- Pressures up to 300 psi | 2068 kPa | 21 bar
- Regional availability, contact [Victaulic](#) for details



Restrained Flexible Single-Gasket Coupling for Stainless Steel Pipe

STYLE 234S

[Download publication 60.10](#) for complete information

- Ideal for field joint connections requiring flexibility and thrust restraint
- Sizes from 8–60" | DN200–DN1500
- Pressures up to 200 psi | 1379 kPa | 14 bar
- Regional availability, contact [Victaulic](#) for details




Stainless Steel Bellow Expansion Joint


STYLE 240S

[Download publication 60.13](#) for complete information

- Concurrent axial, angular and/or lateral pipe movement possible
- Lateral offset at pipeline joints
- Designed to job-specific parameters
- Sizes from 3–96" | DN80–DN2400
- Regional availability, contact [Victaulic](#) for details



Plain End




Beveled End



Restraint Ring



Roll Groove



Fixed Flange



Floating Flange



Hole Cut System

Victaulic developed the hole cut piping system concept to enable a fast and easy mid-pipe outlet solution that would not require welding. The system allows for a direct branch connection at any location where a hole can be cut in the pipe. Gaskets are molded to conform to the outside diameter of the pipe and are pressure responsive to provide a seal. Victaulic® hole cut products are mounted to the pipe using either a locating collar (Style 920 and 920N) or a toe and heel (Style 923 and 924), and provide a smooth flow area.

[Download publication 02.06](#) for ANSI/NSF Potable Water Approvals/Listings



Outlets and Couplings

page

Tools

pages



Mechanical-T Bolted Branch Outlet and Cross Assemblies (Style 920/920N)

46



Vic-Tap Hole Cutting Tools

137 – 138



Stainless Steel *Mechanical-T Bolted Branch Outlet (Style 422)*

60



Mechanical-T Bolted Branch Outlet and Cross Assemblies for CTS Copper (Style 622)

77



Outlet Coupling (Style 72)

46



Strapless Outlet (Style 923)

47



Strapless Thermometer Outlet (Style 924)

47



Mechanical-T Spigot Outlet (Style 926)

47



Mechanical-T Bolted Branch Outlet and Cross Assemblies

STYLE 920/920N

[Download publication 11.02](#) for complete information

- Provides a direct branch connection at any location where a hole can be cut in the pipe
- Available as a tee or cross outlet with female threaded or grooved ends
- Sizes from 2–8" | DN50–DN200
- Pressures up to 500 psi | 3447 kPa | 34 bar

Certifications/Listings:



[Download publication 10.01](#) for Fire Protection Certifications/Listings

[Download publication 02.06](#) for ANSI/NSF Potable Water Approvals/Listings



Outlet Coupling

STYLE 72

[Download publication 06.10](#) for complete information

- Joining device to provide an integral reducing outlet
- Sizes from 1½–6" | DN40–DN150
- Pressures up to 500 psi | 3447 kPa | 34 bar

Certifications/Listings:



[Download publication 10.01](#) for Fire Protection Certifications/Listings

[Download publication 02.06](#) for ANSI/NSF Potable Water Approvals/Listings

Hole Cut System



Strapless Outlet

STYLE 923

[Download publication 11.05](#) for complete information

- Provides a fast, easy pipe outlet without the need for a strap or lower housing
- For use on 4" | DN100 and larger steel pipe (specify pipe size when ordering)
- ½" | DN15 or ¾" | DN20 outlet sizes available
- Pressures up to 300 psi | 2068 kPa | 21 bar

Certifications/Listings:



[Download publication 10.01](#) for Fire Protection Certifications/Listings



Strapless Thermometer Outlet

STYLE 924

[Download publication 11.06](#) for complete information

- Provides a fast, easy connection, combining the features of a thermowell and strapless mechanical outlet
- For use on 4" | DN100 and larger steel pipe (specify pipe size when ordering)
- Features a ¾" female NPT or a 1¼" -18 UNEF female outlet size
- Pressures up to 300 psi | 2068 kPa | 21 bar



Mechanical-T Spigot Outlet

STYLE 926

[Download publication 11.07](#) for complete information

- Designed to provide an outlet connection on HDPE, steel, and ductile iron pipe materials in IPS, ISO, and DIPS pipe sizes
- 4" outlets available for 10–32" IPS pipe diameters
- 6" outlets available for 16–48" IPS pipe diameters
- 114.3 mm outlets available for 250–800 mm ISO pipe diameters
- 168.3 mm outlets available for 400–1200 mm ISO pipe diameters

Plain End System for Carbon Steel

QuickVic™ SD Installation-Ready™ System

The Victaulic® QuickVic™ SD Installation-Ready™ System is the most efficient and economical way to join carbon steel piping systems sized 2" | DN50 and down. It offers a significant total installed cost savings when compared to current pipe materials and installation methods used, including carbon steel thread or press and copper press or sweat. Available in sizes ½–2" | DN15–DN50, the products can be used on Schedules 10 through 80 carbon steel pipe and have a maximum working pressure and temperature rating of 300 psi | 2068 kPa | 21 bar and 250° F | 120° C (EPDM gasket).



Plain End System

The *Victaulic* plain end piping method is ideal for maintenance and repairs, as well as new systems such as roof drains, slurries, tailings and oil field services.

Victaulic plain end couplings are primarily designed for use on standard weight steel pipe (Schedule 40), but may be used on light wall steel or other metallic pipe, such as aluminum or stainless steel. They are not intended for use on plastic pipe, plastic-coated pipe or brittle pipe, such as asbestos cement or cast iron. Nor are they intended for use on pipe with a surface hardness greater than 150 Brinell.



[Download publication 02.06](#) for ANSI/NSF Potable Water Approvals/Listings




Couplings page

-  *QuickVic SD Installation-Ready Rigid Coupling (Style P07)* 50
-  *QuickVic SD Installation-Ready Slip Coupling (Style P08)* 50
-  *QuickVic SD Installation-Ready Reducing Coupling (Style P50)* 50


Fittings page

-  *QuickVic SD Installation-Ready Fittings* 51
-  *QuickVic SD Threaded Adapters* 52
-  *QuickVic SD Dielectric Adapters* 52

Valve page

-  *QuickVic SD Ball Valve (Series P89)* 52

Tool page

-  *QuickVic SD Cut and Mark Tool (PC3110)* 139

Coupling page

-  *Roust-A-Bout Plain End Coupling (Style 99)* 53

Fittings page

-  *Plain End Fittings* 54



QuickVic™ SD Installation-Ready™ Rigid Coupling

STYLE P07

[Download publication 34.01](#) for complete information

- For use on plain end Schedules 10 through 80 carbon steel pipe
- Sizes from ½–2" | DN15–DN50
- Pressures up to 300 psi | 2068 kPa | 21 bar
- Regional availability, contact [Victaulic](#) for details




QuickVic™ SD Installation-Ready™ Slip Coupling

STYLE P08

[Download publication 34.01](#) for complete information

- For use on plain end Schedules 10 through 80 carbon steel pipe
- Sizes from ½–2" | DN15–DN50
- Pressures up to 300 psi | 2068 kPa | 21 bar
- Regional availability, contact [Victaulic](#) for details



QuickVic™ SD Installation-Ready™ Reducing Coupling

STYLE P50

[Download publication 34.01](#) for complete information

- For use on plain end Schedules 10 through 80 carbon steel pipe
- Sizes from ¾ × ½" through 2 × 1½" | DN20 × DN15 through DN50 × DN40
- Pressures up to 300 psi | 2068 kPa | 21 bar
- Regional availability, contact [Victaulic](#) for details

Plain End System for Carbon Steel

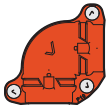
INSTALLATION-
READY™



QuickVic™ SD Installation-Ready™ Fittings

[Download publication 34.01](#) for complete information

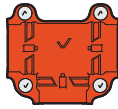
- For use on plain end Schedules 10 through 80 carbon steel pipe
- Ready to install fittings
- Sizes from ½–2" | DN15–DN50
- Pressures up to 300 psi | 2068 kPa | 21 bar
- Regional availability, contact [Victaulic](#) for details



No. P10
90° Elbow



No. P11
45° Elbow



No. P20
Tee



No. P60
Cap



QuickVic™ SD Threaded Adapters

**NO. P40 THREADED ADAPTER
(MALE NPT × PLAIN END)**
**NO. P80 THREADED ADAPTER
(FEMALE NPT × PLAIN END)**

[Download publication 34.01](#) for complete information

- For use on plain end Schedules 10 through 80 carbon steel pipe
- Compatible with QuickVic™ SD couplings, fittings and valve
- Sizes from ½–1¼" | DN15–DN32
- Regional availability, contact [Victaulic](#) for details



QuickVic™ SD Dielectric Adapters

**NO. P47 STRAIGHT DIELECTRIC ADAPTER
(SWEAT × PLAIN END)**
**NO. P97 90° ELBOW DIELECTRIC ADAPTER
(SWEAT × PLAIN END)**

[Download publication 34.01](#) for complete information

- For use on plain end Schedules 10 through 80 carbon steel pipe
- Compatible with *QuickVic* SD couplings, fittings and valve
- Sizes from ½–1¼" | DN15–DN32
- Regional availability, contact [Victaulic](#) for details



QuickVic™ SD Ball Valve

SERIES P89

[Download publication 34.01](#) for complete information

- For use on plain end Schedules 10 through 80 carbon steel pipe
- Sizes from ½–2" | DN15–DN50
- Pressures up to 300 psi | 2068 kPa | 21 bar
- Regional availability, contact [Victaulic](#) for details

Plain End System for Carbon Steel



Roust-A-Bout Plain End Coupling STYLE 99

[Download publication 14.02](#) for complete information

- Grips to provide a strong component for joining plain and beveled end pipe and fittings
- Not designed for use with plastic pipe
- Sizes from 1–18" | DN25–DN450
- Pressures up to 750 psi | 5171 kPa | 52 bar
- Regional availability, contact [Victaulic](#) for details

Certifications/Listings:



[Download publication 10.01](#) for Fire Protection Certifications/Listings



Plain End Fittings

[Download publication 14.04](#) for complete information

- Provides change of direction to plain end piping systems
- Ready to install fitting
- Compatible only with Style 99 *Roust-A-Bout* coupling
- Sizes from 1 – 12" | DN25 – DN300
- Fitting pressure rating conforms to pressure rating of Style 99 *Roust-A-Bout* couplings
- Regional availability, contact [Victaulic](#) for details

Certifications/Listings:



[Download publication 10.01](#) for Fire Protection Certifications/Listings



No. 10P
90° Elbow



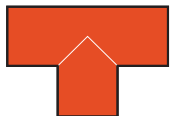
No. 11P
45° Elbow



No. 100P
90° Long
Radius Elbow



No. 110P
45° Long
Radius Elbow



No. 20P
Tee



No. 25P
Reducing Tee



No. 30P
45° Lateral



No. 33P
True Wye



No. 35P
Cross



No. 40P
Adapter Nipple
(Plain End x
Thread)



No. 42P
Adapter Nipple
(Plain End x
Bevel)



No. 43P
Adapter Nipple
(Plain End x
Groove)



No. 53P
Swaged Nipple




No. 61P
Steel Bull Plug

Stainless Steel System

Original Groove System

The Victaulic® Original Grooved System (OGS) for Stainless Steel features a full line of couplings, fittings and valves designed for use on ¾–24" | DN20–DN600 Type 304/304L and 316/316L stainless steel pipe. Performance varies by product, see Victaulic product publications for more information.

[Download publication 02.06](#) for ANSI/NSF Potable Water Approvals/Listings



Couplings

	Type 316 Rigid Coupling (Style 489)	58
	Rigid Coupling for Stainless Steel (Style 89)	58
	Duplex Rigid Coupling (Style 489DX)	58
	Type 316 Flexible Coupling (Style 77S)	59
	Type 316 Lightweight Flexible Coupling (Style 475)	59
	Duplex Flexible Coupling (Style 77DX)	59
	Duplex Flexible Coupling (Style 475DX)	60

Adapter

	Type 316 <i>Vic-Flange</i> Adapter (Style 441)	60
--	--	----

Hole Cut

	Stainless Steel <i>Mechanical-T</i> Bolted Branch Outlet (Style 422)	60
--	--	----

page

Fittings

	Stainless Steel Schedule 10S Fittings	61
	Stainless Steel Schedule 40S Fittings	62

Valves

	Vic-300™ MasterSeal™ Stainless Steel Butterfly Valve (Series 461)	63
	Stainless Steel Check Valve (Series 416)	63
	Stainless Steel Swing Check Valve (Series 712S)	63
	Duplex Double Disc Check Valve (Series 415)	64
	Type 316 <i>Vic-Ball</i> Valve (Series 726S)	64
	Super Duplex <i>Vic-Ball</i> Valve (Series 726D)	64
	Duplex Plug Valve (Series 465)	65
	Three-Piece Vic-Press™ Ball Valve (Series P569 Groove x Groove)	65

page



page

Advanced Groove System

Victaulic offers a comprehensive portfolio of Advanced Groove System (AGS) couplings for systems 14–78" | DN350–DN1950 and AGS fittings for systems 14–24" | DN350–DN600. Our large diameter piping solutions provide strength and dependability in addition to speed, making them an excellent choice over welding. Other advantages AGS joints provide over welded joints include no flame installation, superior seismic shock resistance, and a union at every joint for easy adjustment, system maintenance or system expansion.

[Download publication 02.06](#) for ANSI/NSF Potable Water Approvals/Listings

Couplings page

-  AGS Rigid Coupling for Stainless Steel (Style W89) 32
-  AGS Rigid Coupling with *Vic-Ring* for Stainless Steel (Style W89) 33

Fittings page



-  AGS Stainless Steel Schedule 10S Fittings 35

Vic-Press™ System

The revolutionary Victaulic® Vic-Press™ for Schedule 10S system provides quick, easy and safe installation and maintenance for off-the-shelf ASTM A-312 stainless steel pipe. It has the integrity to stand up to the demands of industrial applications by providing a positive mechanical interlock between the pipe and the fitting.

[Download publication 02.06](#) for ANSI/NSF Potable Water Approvals/Listings

Fittings page

-  For Schedule 10S Stainless Steel 304 66
-  For Schedule 10S Stainless Steel 316 67

Valve page

-  Three-Piece *Vic-Press* Ball Valve (Series P569) 65

Tool page


-  *Vic-Press* Tool (PFT510) 141

StrengThin™ System

The *Victaulic* StrengThin™ system, ideally suited for high-pressure SWRO applications, delivers weld-like load carrying capabilities on thin wall stainless steel pipe. The system accommodates pressures up to 1200 psi | 8274 kPa | 83 bar, and is designed with duplex stainless steel to provide corrosion resistance. The system, consisting of couplings, fittings, and valves, is specifically designed for use on Victaulic's proprietary *StrengThin* groove profile, and is available in 2–20" | DN50–DN500.

[Download publication 02.06](#) for ANSI/NSF Potable Water Approvals/Listings



Coupling page

-  *StrengThin* High Pressure Coupling (Style D08) 68

Fittings page

-  *StrengThin* High Pressure Fittings 68

Valves page

-  Duplex Double Disc Check Valve (Series 415) 64
-  Duplex Plug Valve (Series 465) 65

Stainless Steel System

StrengThin™ 100 System

The Victaulic® StrengThin™ 100 system is specifically designed to perform up to 232 psi | 1600 kPa | 16 bar on thin wall Type 304/316 stainless steel pipe. Exclusively for use with couplings, fittings, valves, accessories and pipe which feature ends formed with Victaulic's proprietary *StrengThin* 100 groove profile, the system is available in sizes 2–12" | DN50–DN300, and it eliminates the need for pickling or passivating the joint and for a fire watch.

[Download publication 02.06](#) for ANSI/NSF Potable Water Approvals/Listings

To learn more visit strengthen100.com



High Performance System for Stainless Steel

Victaulic has expanded its high performance line for use on stainless steel pipe. Available in sizes 2–8" | DN50–DN200, the system includes the Style 870 rigid coupling, a full line of fittings, roll grooving tools, and roll sets that eliminate the need to weld steam systems up to 200 psi | 1379 kPa | 14 bar.

[Download publication 25.12](#) for OGS-200 Roll Groove Specifications

To learn more visit victaulicsteam.com

Coupling page

 *StrengThin* 100 Rigid Coupling (Style E497) 69


Fittings page

 *StrengThin* 100 Fittings 69

Valves page

 *StrengThin* 100 Installation-Ready™ Butterfly Valve (Series E125) 70


 *StrengThin* 100 Vic-300™ MasterSeal™ Stainless Steel Butterfly Valve (Series E461) 70

 *StrengThin* 100 Stainless Steel Check Valve (Series E416) 70

Expansion Joint page

 *StrengThin* 100 Expansion Joint (Style E155) 71


Tool page


 *StrengThin* 100 Field Portable Roll Grooving Tool (RG3600) 123

Coupling page

 High Performance Rigid Coupling for Steam and Chemical Services (Style 870) 89

Fittings page

 OGS-200 Grooved End Fittings 90



Certifications/Listings:



[Download publication 10.01](#) for Fire Protection Certifications/Listings

Type 316 Rigid Coupling

STYLE 489

[Download publication 17.25](#) for complete information

- Greatly reduces linear or angular movement and is useful for valve connections where rigidity is required
- Designed for use with fittings and valves featuring Victaulic® Original Groove System (OGS) grooved ends for fast installation
- Sizes from 1½ – 12" | DN40 – DN300
- Pressures up to 600 psi | 4137 kPa | 41 bar
- For the duplex stainless steel coupling, [download publication 17.33](#) for Style 489DX



Certifications/Listings:



Rigid Coupling for Stainless Steel

STYLE 89

[Download publication 17.24](#) for complete information

- Greatly reduces linear or angular movement and is useful for valve connections where rigidity is required
- Designed for use with fittings and valves featuring Victaulic Original Groove System (OGS) grooved ends for fast installation
- Galvanized coated ductile iron coupling
- Sizes from 2 – 12" | DN50 – DN300
- Pressures up to 1200 psi | 8274 kPa | 83 bar
- For the duplex stainless steel coupling, [download publication 17.33](#) for Style 489DX



Duplex Rigid Coupling

STYLE 489DX

[Download publication 17.33](#) for complete information

- Greatly reduces linear or angular movement and is useful for valve connections where rigidity is required
- Designed for use with fittings and valves featuring Victaulic Original Groove System (OGS) grooved ends for fast installation
- Sizes from 2 – 12" | DN50 – DN300
- Pressures up to 1200 psi | 8274 kPa | 83 bar
- Optional super duplex stainless steel housing
- For the Type 316 stainless steel coupling, [download publication 17.25](#) for Style 489

Stainless Steel System



Type 316 Flexible Coupling

STYLE 77S

[Download publication 17.03](#) for complete information

- Provides a rugged mechanical joint for grooved end stainless steel piping systems
- Designed for use with fittings and valves featuring Victaulic® Original Groove System (OGS) grooved ends for fast installation
- Sizes from 8–18" | DN200–DN450
- Pressures up to 300 psi | 2068 kPa | 21 bar
- For the duplex coupling in sizes ¾–6" | DN20–DN150, [download publication 17.20](#) for information on Style 77DX



Type 316 Lightweight Flexible Coupling

STYLE 475

[Download publication 17.14](#) for complete information

- Unique coupling design permits assembly by removing one nut/bolt and scissoring housing over gasket
- Designed for use with fittings and valves featuring Victaulic Original Groove System (OGS) grooved ends for fast installation
- Sizes from 1–4" | DN25–DN125 | 165.1 mm
- Pressures up to 500 psi | 3447 kPa | 34 bar
- For the duplex coupling, [download publication 17.34](#) for information on Style 475DX

Certifications/Listings:



Duplex Flexible Coupling

STYLE 77DX

[Download publication 17.20](#) for complete information

- Designed to provide a rugged mechanical joint for roll grooved stainless steel systems
- Designed for use with fittings and valves featuring Victaulic Original Groove System (OGS) grooved ends for fast installation
- Sizes from ¾–6" | DN20–DN150
- Pressures up to 1200 psi | 8274 kPa | 83 bar
- Optional super duplex stainless steel housing
- For Type 316 stainless steel coupling in sizes 8–18" | DN200–DN450, [download publication 17.03](#) for information on Style 77S

Certifications/Listings:





Duplex Lightweight Flexible Coupling

STYLE 475DX

[Download publication 17.34](#) for complete information

- Unique coupling design permits assembly by removing one nut/bolt and scissoring housing over gasket
- Designed for use with fittings and valves featuring Victaulic® Original Groove System (OGS) grooved ends for fast installation
- Sizes from 1–4" | DN25–DN100
- Pressures up to 500 psi | 3447 kPa | 34 bar
- Optional super duplex stainless steel housing
- For the Type 316 stainless steel coupling, [download publication 17.14](#) for Style 475



Type 316 Vic-Flange Adapter

STYLE 441

[Download publication 17.27](#) for complete information

- ANSI Class 150
- Constructed from Grade CF8M stainless steel, making it ideal for externally corrosive environments
- Sizes from 2–6" | DN50–DN150
- Pressures up to 275 psi | 1896 kPa | 19 bar
- Available Flange Adapter Nipples:
No. 445F Flat Face Flange Adapter Nipple
No. 445R Raised Face Flange Adapter Nipple
No. 441N Flange Adapter Nipple (For EMEA only)



Stainless Steel *Mechanical-T* Bolted Branch Outlet

STYLE 422

[Download publication 17.02](#) for complete information

- Provides a direct Victaulic Original Groove System (OGS) grooved or female threaded branch connection at any location where a hole can be cut in the pipe
- A pressure responsive gasket provides the seal
- Also suitable for use with HDPE pipe
- Sizes from 2–10" | DN50–DN250
- Pressures up to 300 psi | 2068 kPa | 21 bar

Certifications/Listings:



[Download publication 02.06](#) for ANSI/NSF Potable Water Approvals/Listings

Stainless Steel System



Stainless Steel Schedule 10S Fittings

[Download publication 17.16](#) for complete information

- Grooved ends eliminate pipe end preparation for the fittings
- Designed for use with couplings featuring Victaulic® Original Groove System (OGS) grooved ends for fast installation
- Sizes from ¾ – 12" | DN20 – DN300
- Available in Type 304L or 316L
- [Download publication 17.27](#) for stainless steel flange options

Certifications/Listings:



[Download publication 02.06](#) for ANSI/NSF Potable Water Approvals/Listings



No. 410 SS
90° Elbow



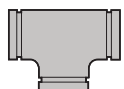
No. 411 SS
45° Elbow



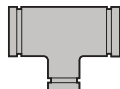
No. 412 SS
22½° Elbow



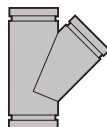
No. 413 SS
11¼° Elbow



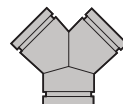
No. 420 SS
Tee



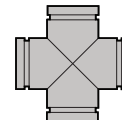
No. 425 SS
Grooved Branch Reducing Tee



No. 430 SS
45° Lateral



No. 433 SS
True Wye



No. 435 SS
Cross



No. 441N
Flanged Adapter Nipple (EMEA-I Only)



No. 442 SS
Adapter Nipple (Groove x Bevel)



No. 443 SS
Adapter Nipple (Groove x Groove)



No. 445F
Flat Face Flanged Adapter Nipple



No. 445R
Raised Face Flanged Adapter Nipple



No. 450 SS
Concentric Reducer



No. 451 SS
Eccentric Reducer



No. 460 SS
Cap



Stainless Steel Schedule 40S Fittings

[Download publication 17.16](#) for complete information

- Grooved ends eliminate pipe end preparation for the fittings
- Designed for use with couplings featuring Victaulic® Original Groove System (OGS) grooved ends for fast installation
- Sizes from ¾ – 12" | DN20 – DN300
- Available in Type 304L or 316L
- Designed for higher pressure systems
- [Download publication 17.27](#) for stainless steel flange options

Certifications/Listings:



[Download publication 02.06](#) for ANSI/NSF Potable Water Approvals/Listings



No. 410HSS
90° Elbow



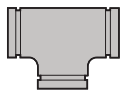
No. 411HSS
45° Elbow



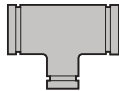
No. 412HSS
22½° Elbow



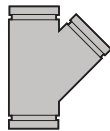
No. 413HSS
11¼° Elbow



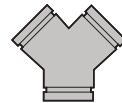
No. 420HSS
Tee



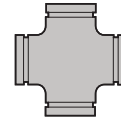
No. 425HSS
Grooved Branch Reducing Tee



No. 430HSS
45° Lateral



No. 433HSS
True Wye



No. 435HSS
Cross



No. 440HSS
Adapter Nipple
(Groove x Thread)



No. 441N
Flanged Adapter Nipple
(EMEA-I Only)



No. 442HSS
Adapter Nipple
(Groove x Bevel)



No. 443HSS
Adapter Nipple
(Groove x Groove)



No. 445F
Flat Face Flanged Adapter Nipple



No. 445R
Raised Face Flanged Adapter Nipple



No. 450HSS
Concentric Reducer



No. 451HSS
Eccentric Reducer



No. 460HSS
Cap

Stainless Steel System



Certifications/Listings:



[Download publication 10.01](#) for Fire Protection Certifications/Listings

[Download publication 02.06](#) for ANSI/NSF Potable Water Approvals/Listings

Vic-300™ MasterSeal™ Stainless Steel Butterfly Valve

SERIES 461

[Download publication 17.40](#) for complete information

- Designed for bi-directional, dead end services to full working pressure
- Available without handle, with gear operator, with lever lock handle and memory stop, or with 10-position handle and memory stop
- Designed for use with fittings and couplings featuring Victaulic® Original Groove System (OGS) grooved ends for fast installation
- Sizes from 2–12" | DN50–DN300
- Pressures up to 300 psi | 2068 kPa | 21 bar



Certifications/Listings:



[Download publication 10.01](#) for Fire Protection Certifications/Listings

[Download publication 02.06](#) for ANSI/NSF Potable Water Approvals/Listings

Stainless Steel Check Valve

SERIES 416

[Download publication 17.41](#) for complete information

- Resilient-seat spring return swing check valve designed for horizontal or vertical (upward flow) applications
- Designed for use with fittings and couplings featuring Victaulic Original Groove System (OGS) grooved ends for fast installation
- Sizes from 2–12" | DN50–DN300
- Pressures up to 300 psi | 2068 kPa | 21 bar



Certifications/Listings:



[Download publication 10.01](#) for Fire Protection Certifications/Listings

Stainless Steel Swing Check Valve

SERIES 712S

[Download publication 17.08](#) for complete information

- The large closure access bonnet permits easy access for in-line service
- Designed for use with fittings and couplings featuring Victaulic Original Groove System (OGS) grooved ends for fast installation on inlet and outlet ports
- Available in size 2" | DN50
- Pressures up to 300 psi | 2068 kPa | 21 bar



Duplex Double Disc Check Valve

SERIES 415


[Download publication 17.37](#) for complete information

- Designed for use with pipe which features ends formed with either Victaulic's proprietary StrengThin™ groove profile or the Victaulic® Original Groove System (OGS) profile, specify when ordering
- Sizes from 2–18" | DN50–DN450
- Pressures up to 1200 psi | 8274 kPa | 83 bar

Certifications/Listings:



[Download publication 02.06](#) for ANSI/NSF Potable Water Approvals/Listings



Type 316 Vic-Ball Valve

SERIES 726S

[Download publication 17.22](#) for complete information

- High pressure Type 316 stainless steel standard port ball valve with *Victaulic* Original Groove System (OGS) grooved ends
- Sizes from 1½–6" | DN40–DN150
- Pressures up to 1000 psi | 6895 kPa | 69 bar



Super Duplex Vic-Ball Valve

SERIES 726D

[Download publication 17.28](#) for complete information

- High pressure super duplex stainless steel standard port ball valve with *Victaulic* Original Groove System (OGS) grooved ends
- Sizes from 2–6" | DN50–DN150
- Pressures up to 1200 psi | 8274 kPa | 83 bar

Certifications/Listings:



[Download publication 10.01](#) for Fire Protection Certifications/Listings

Stainless Steel System



Certifications/Listings:



[Download publication 10.01](#) for Fire Protection Certifications/Listings

[Download publication 02.06](#) for ANSI/NSF Potable Water Approvals/Listings

Duplex Plug Valve

SERIES 465

[Download publication 17.36](#) for complete information

- Typically used in reverse osmosis desalination plants for on/off and control services
- Available without operator or with manual, pneumatic, hydraulic and electric actuators
- Available for use with pipe which features ends formed with either Victaulic's proprietary StrenghThin™ groove profile or the Victaulic® Original Groove System (OGS) profile, specify when ordering
- Sizes from 2–20" | DN50–DN500
- Pressures up to 1450 psi | 9997 kPa | 100 bar



Certifications/Listings:



[Download publication 10.01](#) for Fire Protection Certifications/Listings

[Download publication 02.06](#) for ANSI/NSF Potable Water Approvals/Listings

Three-Piece Vic-Press™ Ball Valve

SERIES P569

[Download publication 18.14](#) for complete information

- The three-piece design permits easy in-line maintenance
- Quarter-turn, bubble-tight shut-off valve, available in three end configurations: Press × Press, Groove × Press and Groove × Groove
- Sizes from ½–2" | DN15–DN50
- Pressures up to 400 psi | 2758 kPa | 28 bar
- For the entire Vic-Press™ line of products, see pgs. 66 and 67



Vic-Press™ For Schedule 10S Stainless Steel Type 304

[Download publication 18.12](#) for complete information

- Fast, easy, reliable way to join small diameter Schedule 5S or 10S Type 304/304L stainless steel
- Meets ASME requirements for ANSI Class 150 systems
- Sizes from ½–2" | DN15–DN50
- Pressures up to 500 psi | 3447 kPa | 34 bar

Certifications/Listings:



[Download publication 10.01](#) for Fire Protection Certifications/Listings

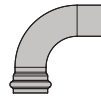
[Download publication 02.06](#) for ANSI/NSF Potable Water Approvals/Listings

Connection Key

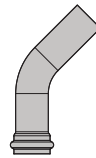
- P** Press
- F** Female Thread
- M** Male Thread
- T** Plain End
- L** Flanged
- G** Grooved



Style P540
End Cap



Style P542
90° Street Elbow
(P × T)



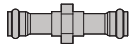
Style P543
45° Street Elbow
(P × T)



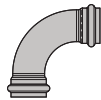
Style P561
Weld Adapter
(P × T)



Style P565
Van Stone Flange Adapter
(P × L)



Style P584
Threaded Union
(P × P)



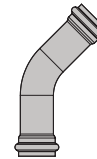
Style P586
Short Tangent 90° Elbow
(P × P)



Style P587
Transition Nipple
(G × T)



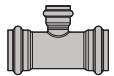
Style P588
Tee with Threaded Branch
(P × P × F)



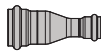
Style P591
45° Elbow
(P × P)



Style P592
Tee
(P × P × P)



Style P593
Tee with Reducing Branch
(P × P × P)



Style P594
Concentric Reducer
(P × P)



Style P595
Flange Adapter
(P × L)



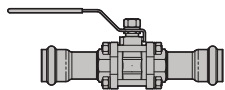
Style P596
Male Threaded Adapter
(P × M)



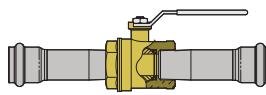
Style P597
Standard Coupling
(P × P)



Style P599
Female Threaded Adapter
(P × F)



Style P569
Stainless Steel Ball Valve
(P × P shown)
(G × G and P × G also available)



Style P589
Brass Body Ball Valve
(P × P)



PFT510
Vic-Press Tool,
pg. 141

Stainless Steel System



Vic-Press™ For Schedule 10S Stainless Steel Type 316

[Download publication 18.11](#) for complete information

- Fast, easy, reliable way to join small diameter Schedule 5S or 10S Type 316/316L stainless steel
- Meets ASME requirements for ANSI Class 150 systems
- Sizes from ½–2" | DN15–DN50
- Pressures up to 500 psi | 3447 kPa | 34 bar

Certifications/Listings:



[Download publication 10.01](#) for Fire Protection Certifications/Listings

[Download publication 02.06](#) for ANSI/NSF Potable Water Approvals/Listings

Connection Key

P Press
F Female Thread
M Male Thread
T Plain End
L Flanged
G Grooved



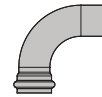
Style P507
Standard Coupling
(P x P)



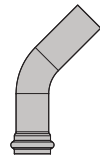
Style P508
Slip Coupling
(P x P)



Style P560
End Cap
(P x P)



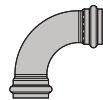
Style P562
90° Street Elbow
(P x T)



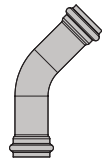
Style P563
45° Street Elbow
(P x T)



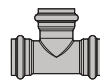
Style P566
Van Stone Flange Adapter
(P x L)



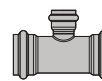
Style P568
Short Tangent 90° Elbow
(P x P)



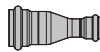
Style P571
45° Elbow
(P x P)



Style P572
Tee
(P x P x P)



Style P573
Tee with Reducing Branch
(P x P x P)



Style P574
Concentric Reducer
(P x P)



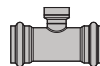
Style P575
Flange Adapter
(P x L)



Style P576
Male Threaded Adapter
(P x M)



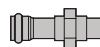
Style P577
Transition Nipple
(G x T)



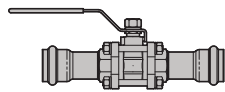
Style P578
Tee with Threaded Branch
(P x P x F)



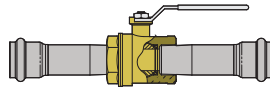
Style P579
Female Threaded Adapter
(P x F)



Style P585
Threaded Union
(P x P)



Style P569
Stainless Steel Ball Valve
(P x P shown)
(G x G and P x G also available)



Style P589
Brass Body Ball Valve
(P x P)



PFT510
Vic-Press Tool,
pg. 141



StrenghThin™ High Pressure Rigid Coupling

STYLE D08

[Download publication 17.30](#) for complete information

- Designed for use on high pressure thin wall super austenitic, duplex and super duplex stainless steel pipe
- Exclusively for use on pipe which feature ends formed with Victaulic's proprietary StrenghThin™ groove profile
- Sizes from 2–20" | DN50–DN500
- Pressures up to 1200 psi | 8274 kPa | 83 bar
- Regional availability, contact [Victaulic](#) for details



StrenghThin™ High Pressure Fittings

[Download publication 17.32](#) for complete information

- Designed for use on high pressure thin wall super austenitic, duplex and super duplex stainless steel pipe
- Exclusively for use on pipe which feature ends formed with Victaulic's proprietary *StrenghThin* groove profile
- Sizes from 2–20" | DN50–DN500
- Pressures up to 1200 psi | 8274 kPa | 83 bar
- Regional availability, contact [Victaulic](#) for details



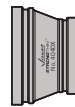
No. 401DX
90° Elbow



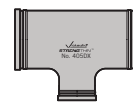
No. 402DX
Tee



No. 403DX
45° Elbow



No. 404DX
Concentric Reducer




No. 405DX
Reducing Tee



No. 406DX
Cap

Stainless Steel System

INSTALLATION-
READY™

StrengThin™ 100 Rigid Coupling

STYLE E497

[Download publication 31.02](#) for complete information

- Exclusively for use on thin wall stainless steel pipe which features Victaulic's proprietary StrengThin™ 100 groove profile
- Sizes from 2–12" | DN50–DN300
- Pressures up to 232 psi | 1600 kPa | 16 bar
- Regional availability, contact [Victaulic](#) for details

Certifications/Listings:

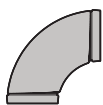


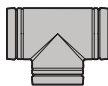
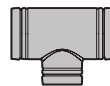
StrengThin™ 100 Fittings

[Download publication 31.04](#) for complete information

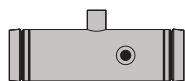
- Exclusively for use on thin wall stainless steel pipe which features Victaulic's proprietary *StrengThin* 100 groove profile
- Sizes from 2–12" | DN50–DN300
- Regional availability, contact [Victaulic](#) for details

Certifications/Listings:


No. E490
90° Elbow

No. E491
45° Elbow

No. E492
Tee

No. E493
Reducing
Tee

No. E494
Adapter Nipple
(ST100 Groove x
Plain End)

No. E494G
Adapter Nipple
(OGS Groove x
ST100 Groove)

No. E494I
Instrumentation
Nipple
(ST100 Groove x
ST100 Groove)

No. E495
Concentric
Reducer

No. E496
Cap

No. E498
Flange
Adapter



Certifications/Listings:



[Download publication 10.01](#) for Fire Protection Certifications/Listings
[Download publication 02.06](#) for ANSI/NSF Potable Water Approvals/Listings

StrengThin™ 100 Installation-Ready™ Butterfly Valve

SERIES E125

[Download publication 31.05](#) for complete information

- Exclusively for use on thin wall stainless steel pipe which features Victaulic's proprietary StrengThin™ 100 groove profile
- Designed for bi-directional service to full working pressure
- Available with multiple handle options
- Sizes from 3–8" | DN80–DN200
- Pressures up to 232 psi | 1600 kPa | 16 bar
- Regional availability, contact [Victaulic](#) for details



Certifications/Listings:



[Download publication 10.01](#) for Fire Protection Certifications/Listings
[Download publication 02.06](#) for ANSI/NSF Potable Water Approvals/Listings

StrengThin™ 100 Vic-300™ MasterSeal™ Stainless Steel Butterfly Valve

SERIES E461

[Download publication 17.40](#) for complete information

- Exclusively for use on thin wall stainless steel pipe which features Victaulic's proprietary StrengThin 100 groove profile
- Designed for bi-directional, dead end services to full working pressure
- Available with multiple handle options
- Sizes from 2–12" | DN50–DN300
- Pressures up to 300 psi | 2068 kPa | 21 bar
- Regional availability, contact [Victaulic](#) for details



Certifications/Listings:



[Download publication 10.01](#) for Fire Protection Certifications/Listings
[Download publication 02.06](#) for ANSI/NSF Potable Water Approvals/Listings

StrengThin™ 100 Stainless Steel Check Valve

SERIES E416

[Download publication 17.41](#) for complete information

- Exclusively for use on thin wall stainless steel pipe which features Victaulic's proprietary StrengThin 100 groove profile
- Resilient-seat spring return swing check valve designed for horizontal or vertical (upward flow) applications
- Sizes from 2–12" | DN50–DN300
- Pressures up to 300 psi | 2068 kPa | 21 bar
- Regional availability, contact [Victaulic](#) for details

Stainless Steel System



StrengThin™ 100 Expansion Joint STYLE E155

[Download publication 31.07](#) for complete information

- Exclusively for use on thin wall stainless steel pipe which features Victaulic's proprietary *StrengThin* 100 groove profile
- Sizes from 2–12" | DN50–DN300
- Style E155 expansion joints are rated to the working pressure of the coupling used
- Regional availability, contact [Victaulic](#) for details

A large rectangular area consisting of numerous horizontal lines, serving as a workspace for notes or drawing.

Intro

OGS

AGS

VBSP

Hole Cut

Plain End

Stainless Steel

Copper

Shouldered Steel

Ductile Iron

High Performance

Hydronic Balancing

HDPE

Aquamine™ PVC

CPVC/PVC

Tools

Gaskets, Seals and O-Rings

Design Data

Reference Guide

Copper System

The Victaulic® grooved copper system offers a full line of couplings, fittings and valves for systems rated up to 300 psi | 2068 kPa | 21 bar, as well as a line of roll grooving tools for on-site grooving. The *Victaulic* grooved copper system is cold-formed, eliminating the need for soldering or brazing. The copper connection system joins 2–8" | 54.0–206.4 mm | DN50–DN200 of the following types of copper tube:

- CTS: Types K, L, M or DWV
- Australian Standard: Types A, B or D
- European EN 1057: R250


[Download publication 02.06](#) for ANSI/NSF Potable Water Approvals/Listings



Couplings

- | | | |
|--|---|----|
|  | QuickVic™ Rigid Coupling for CTS Copper | 74 |
|  | Rigid Coupling for Australian Standard and European Copper | 74 |
|  | Installation-Ready™ Transition Coupling for CTS Copper to Stainless Steel for Potable Water | 74 |

Adapter

- | | | |
|---|---|----|
|  | <i>Vic-Flange</i> Adapter for CTS and European Copper | 75 |
|---|---|----|

Dielectric Fitting

- | | | |
|---|-----------------------------------|----|
|  | Dielectric Fitting for CTS Copper | 75 |
|---|-----------------------------------|----|

Fittings

- | | | |
|---|---|----|
|  | Fittings for CTS, Australian Standard and European Copper | 76 |
|---|---|----|

Valve

- | | | |
|---|--|----|
|  | Butterfly Valve for CTS and Australian Standard Copper | 77 |
|---|--|----|

Outlet

- | | | |
|---|--|----|
|  | <i>Mechanical-T</i> Bolted Branch Outlet and Cross Assemblies for CTS Copper | 77 |
|---|--|----|

Copper System



QuickVic™ Rigid Coupling for CTS Copper

STYLE 607

[Download publication 22.13](#) for complete information

- Designed for use on K, L, M or DWV copper tubing and available in sizes from 2–8" | 54.0–206.4 mm
- Pressures up to 300 psi | 2068 kPa | 21 bar
- Regional availability, contact [Victaulic](#) for details

Certifications/Listings:



[Download publication 10.01](#) for Fire Protection Certifications/Listings

[Download publication 02.06](#) for ANSI/NSF Potable Water Approvals/Listings



Rigid Coupling for Australian Standard and European Copper

STYLE 606-AS and STYLE 606

[Download publication 22.51](#) for Australian Standard
[Download publication 22.11](#) for European

- Style 606-AS for Australian Standard copper designed for use on Types B and D copper tubing and available in sizes from 2–8" | DN50–DN200
- Style 606 for European copper designed for use on R250 copper tubing and available in sizes from 2–6" | DN50–DN150
- Pressures up to 355 psi | 2448 kPa | 24 bar
- Regional availability, contact [Victaulic](#) for details

Certifications/Listings:



Installation-Ready™ Transition Coupling for CTS Copper to Stainless Steel for Potable Water

STYLE 644

[Download publication 22.44](#) for complete information


- Provides direct, single coupling connection
- Designed for use only on Types 304 or 316 Schedules 10S and 40S stainless steel pipe and ASTM B88 Types K, L and M copper tubing and ASTM B306 Type DWV copper tubing
- Sizes from 2–6" | DN50–DN150
- Pressures up to 300 psi | 2068 kPa | 21 bar
- Regional availability, contact [Victaulic](#) for details

Certifications/Listings:



[Download publication 02.06](#) for ANSI/NSF Potable Water Approvals/Listings

Copper System



Vic-Flange Adapter for CTS and European Copper

STYLE 641

[Download publication 22.03](#) for CTS
[Download publication 22.11](#) for European

- Sizes from 2–6" | 54.0–155.6 mm | DN50–DN150
- Pressures up to 300 psi | 2068 kPa | 21 bar
- Regional availability, contact [Victaulic](#) for details

Certifications/Listings:



[Download publication 10.01](#) for Fire Protection Certifications/Listings



Dielectric Fitting for CTS Copper

STYLE 647

[Download publication 22.21](#) for complete information

- Used to join carbon steel or stainless steel pipe to copper tubing with one fitting
- Available in groove x groove, groove x thread or thread x thread
- Sizes from ½–4" | 12.2–104.8 mm
- Pressures up to 300 psi | 2068 kPa | 21 bar
- Regional availability, contact [Victaulic](#) for details



Certifications/Listings:



[Download publication 02.06](#) for ANSI/NSF Potable Water Approvals/Listings



Certifications/Listings:

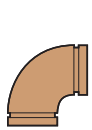


[Download publication 10.01](#) for Fire Protection Certifications/Listings
[Download publication 02.06](#) for ANSI/NSF Potable Water Approvals/Listings

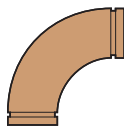
Fittings for Copper

[Download publication 22.04](#) for CTS
[Download publication 22.52](#) for Australian Standard
[Download publication 22.11](#) for European

- Full-flow, standard radius copper fittings are supplied as either roll grooved wrought copper or bronze fittings
- Designed for installation in copper systems using either a Style 607 rigid coupling, Style 606 rigid coupling, or a Style 641 flange adapter
- Sizes from 2–8" | 54.0–206.4 mm | DN50–DN200 for CTS and European copper
- Sizes from 2–6" | 50.8–152.4 mm | DN50–DN150 for Australian Standard copper
- Pressures up to 300 psi | 2068 kPa | 21 bar
- Regional availability, contact [Victaulic](#) for details



No. 610
No. 610-AS
No. 610-EN
 90° Elbow



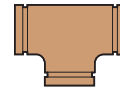
No. 610-LR-AS
 90° Long
 Radius Elbow



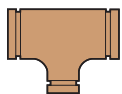
No. 611
No. 611-AS
No. 611-EN
 45° Elbow



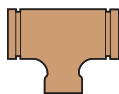
No. 611-LR-AS
 45° Long
 Radius Elbow



No. 620
No. 620-AS
No. 620-EN
 Tee



No. 625
No. 625-AS
No. 625-EN
 Reducing Tee
 (Groove x Groove
 x Groove)



No. 626
No. 626-EN
 Reducing Tee
 (Groove x Groove
 x Cup)



No. 643
 Adapter
 Nipple



No. 650
No. 650-AS
No. 650-EN
 Concentric
 Reducer
 (Groove x Groove)



No. 652
No. 652-EN
 Concentric
 Reducer
 (Groove x Cup)



No. 660
No. 660-AS
No. 660-EN
 Cap

Copper System



Certifications/Listings:



[Download publication 02.06](#) for ANSI/NSF Potable Water Approvals/Listings


Butterfly Valve for CTS and Australian Standard Copper

SERIES 608N and SERIES 608N-AS


[Download publication 22.14](#) for CTS

[Download publication 22.53](#) for Australian Standard

- Joins quickly to copper tube by utilizing Style 607 rigid couplings
- Style 608N for CTS copper available in sizes from 2½–6" | 50.8–152.4 mm
- Style 608N-AS for Australian Standard copper available in sizes from 2–6" | DN50–DN150
- Pressures up to 300 psi | 2068 kPa | 21 bar
- Regional availability, contact [Victaulic](#) for details



Certifications/Listings:



[Download publication 10.01](#) for Fire Protection Certifications/Listings

[Download publication 02.06](#) for ANSI/NSF Potable Water Approvals/Listings

Mechanical-T Bolted Branch Outlet and Cross Assemblies for CTS Copper

STYLE 622

[Download publication 22.12](#) for complete information

- Provides a direct branch connection at any location on K, L and M copper tubing
- Sizes from 2½–4" | 66.7–104.8 mm
- Pressures up to 300 psi | 2068 kPa | 21 bar
- Regional availability, contact [Victaulic](#) for details

Series of horizontal lines for writing or drawing.

Shouldered Steel System

Victaulic offers a range of couplings, fittings and valves for shouldered piping systems from 2–12" | DN50–DN300, up to 610 psi | 4200 kPa | 42 bar. Style SC77 features Installation-Ready™ technology which eliminates loose parts and speeds installation time.

[Download publication 02.06](#) for ANSI/NSF Potable Water Approvals/Listings



Couplings

	<i>Installation-Ready</i> Flexible Coupling for Shouldered Steel Pipe (Style SC77)	page 80
	Flexible Coupling for Shouldered Steel Pipe (Style SC85)	80
	Transition Coupling for HDPE to Shouldered Steel (Style SC998)	80

Fittings

	Shouldered Steel Fittings	page 81
--	---------------------------	------------

Valves

	Shouldered Gate Valve (Series 7S2)	page 82
	Shouldered Butterfly Valve (Series 761SC)	82



Installation-Ready™ Flexible Coupling for Shouldered Steel Pipe

STYLE SC77

[Download publication 16.10](#) for complete information

- Sizes from 2–8" | DN50–DN200 (pipe O.D.)
- Pressures up to 580 psi | 4000 kPa | 40 bar
- Supplied standard with galvanized coating
- Regional availability, contact [Victaulic](#) for details




Flexible Coupling for Shouldered Steel Pipe

STYLE SC85

[Download publication 16.21](#) for complete information

- Sizes from 2–12" | DN50–DN300 (pipe O.D.)
- Pressures up to 610 psi | 4200 kPa | 42 bar
- Supplied standard with galvanized coating
- Regional availability, contact [Victaulic](#) for details



Transition Coupling for HDPE to Shouldered Steel

STYLE SC998

[Download publication 19.08](#) for complete information

- Sizes available to join 63–110 mm HDPE pipe to 2–4" | DN50–DN100 shouldered pipe (pipe O.D.)
- Pressure rating conforms to the maximum pressure rating of the pipe
- Regional availability, contact [Victaulic](#) for details

Shouldered Steel System



Shouldered Steel Fittings

[Download publication 07.06](#) for complete information

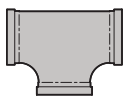
- Shouldered end fittings are designed to be installed using either the Style SC77 Installation-Ready™ flexible coupling or the Style SC85 flexible coupling
- Sizes from 2–8" | DN50–DN200 (pipe O.D.)
- Pressure ratings conform to ratings of installed coupling
- Fittings supplied standard with galvanized coating
- Regional availability, contact [Victaulic](#) for details



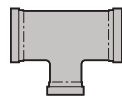
No. SC10
90° Elbow



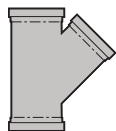
No. SC11
45° Elbow



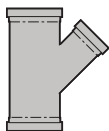
No. SC20
Tee



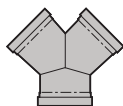
No. SC25
Reducing Tee



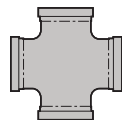
No. SC30
45° Lateral



No. SC30-R
45° Reducing Lateral



No. SC33
True Wye



No. SC35
Cross



No. SC45F
Flat Face Flanged Adapter Nipple



No. SC45R
Raised Face Flanged Adapter Nipple



No. SC50
Concentric Reducer



No. SC60
Cap



Shouldered Gate Valve

SERIES 7S2

[Download publication 08.44](#) for complete information

- Non-Rising Stem (NRS) gate valve designed in accordance with AS-2638.2
- Sizes from 3–8" | DN80–DN200 (pipe O.D.)
- Pressures up to 365 psi | 2517 kPa | 25 bar
- Regional availability, contact [Victaulic](#) for details



Shouldered Butterfly Valve

SERIES 761SC

[Download publication 08.31](#) for complete information








- Designed for bi-directional, dead end services to full working pressure
- Available bare, with gear operator, with lever lock handle and memory stop or with 10-position handle and memory stop
- Sizes from 2–8" | DN50–DN200 (pipe O.D.)
- Pressures up to 300 psi | 2068 kPa | 21 bar
- Regional availability, contact [Victaulic](#) for details

Ductile Iron System

The Victaulic® grooved ductile iron piping system is the fastest and easiest method for joining ductile iron pipe with 75% fewer bolts than flanging. *Victaulic* grooved piping components are available for use on AWWA C-606 class 53 pipe or heavier, and have a pressure rating of up to 500 psi | 3447 kPa | 34 bar, with a size range from 3–36" | DN80–DN900. Flush-Seal™ gaskets are specifically designed to seal on ductile iron pipe surfaces providing a triple seal to promote leak-free service for the life of the system.

[Download publication 02.06](#) for ANSI/NSF Potable Water Approvals/Listings



Couplings	page	Outlet	page
 Coupling for Ductile Iron (Style 31)	84	 <i>Mechanical-T</i> Spigot Outlet (Style 926)	47
 Transition Coupling for IPS to Ductile Iron (Style 307)	84		
		Valves	page
		 Check Valve for Ductile Iron (Series 317)	87
		 <i>Vic-Plug</i> Valve for Ductile Iron (Series 365)	87
Adapter	page		
 <i>Vic-Flange</i> Adapter for Ductile Iron (Style 341)	84		
Fittings	pages		
 Fittings for Ductile Iron	85–86		



Coupling for Ductile Iron

STYLE 31

[Download publication 23.02](#) for complete information

- Coupling meets or exceeds the requirements of AWWA C606
- Provides a rigid or flexible joint on Class 53 or heavier wall pipe
- Sizes from 3–36" | DN80–DN900
- Pressures up to 500 psi | 3447 kPa | 34 bar
- Optional coatings include orange enamel, coal tar epoxy, organic zinc primer and bituminous
- Regional availability, contact [Victaulic](#) for details

Certifications/Listings:



[Download publication 10.01](#) for Fire Protection Certifications/Listings



Transition Coupling for IPS to Ductile Iron

STYLE 307

[Download publication 23.03](#) for complete information

- Coupling meets or exceeds the requirements of AWWA C606
- Single transition for connecting grooved end IPS steel to grooved end ductile iron
- Sizes from 3–12" | DN80–DN300
- Pressures up to 500 psi | 3447 kPa | 34 bar
- Optional coatings include galvanized, organic zinc primer and bituminous
- Regional availability, contact [Victaulic](#) for details

Certifications/Listings:



[Download publication 10.01](#) for Fire Protection Certifications/Listings



Vic-Flange Adapter for Ductile Iron

STYLE 341

[Download publication 23.04](#) for complete information

- Designed for direct connection of flanged components into a grooved cast or ductile system
- Sizes from 3–24" | DN80–DN600
- Pressures up to 250 psi | 1724 kPa | 17 bar
- Optional coatings include coal tar epoxy, organic zinc primer and bituminous
- Regional availability, contact [Victaulic](#) for details

Certifications/Listings:



[Download publication 10.01](#) for Fire Protection Certifications/Listings

Ductile Iron System



Certifications/Listings:



[Download publication 10.01](#) for Fire Protection Certifications/Listings

[Download publication 02.06](#) for ANSI/NSF Potable Water Approvals/Listings

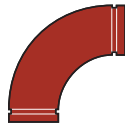
Fittings for Ductile Iron

[Download publication 23.05](#) for complete information

- Supplied with rigid radius grooves in accordance with ANSI/AWWA C-606
- Conform to ANSI 21.10/AWWA C-110 for center-to-end dimensions and AWWA C-153 or ANSI 21.10/AWWA C-110 for wall thicknesses
- Available with a wide variety of coatings and linings
- Victaulic can supply tapped fittings that meet ANSI B16.1 dimensions
- Sizes from 3–36" | DN80–DN900
- Regional availability, contact [Victaulic](#) for details



No. 10-C
90° Elbow



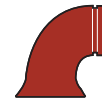
No. 100-C
90° Long Radius Elbow



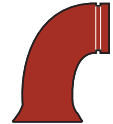
No. 10-CB
Base Elbow



No. 100-CB
Long Radius Base Elbow



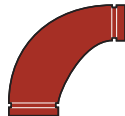
No. 10-CF
90° Flare



No. 100-CF
90° Long Radius Flare



No. 10-CR
90° Reducing Elbow



No. 100-CR
90° Long Radius Reducing Elbow



No. 10-CS
90° Side Outlet



No. 11-C
45° Elbow



No. 12-C
22 1/2° Elbow



No. 13-C
11 1/4° Elbow



No. 20-C
Tee



No. 20-CB
Base Tee



No. 20-CS
Tee Side Outlet



No. 21-C
Bullhead Tee



No. 25-C
Reducing Tee



No. 25-CB
Reducing Base Tee



Fittings for Ductile Iron

[Download publication 23.05](#) for complete information

- Supplied with rigid radius grooves in accordance with ANSI/AWWA C-606
- Conform to ANSI 21.10/AWWA C-110 for center-to-end dimensions and AWWA C-153 or ANSI 21.10/AWWA C-110 for wall thicknesses
- Available with a wide variety of coatings and linings
- Victaulic can supply tapped fittings that meet ANSI B16.1 dimensions
- Sizes from 3–36" | DN80–DN900
- Regional availability, contact [Victaulic](#) for details

Certifications/Listings:



[Download publication 10.01](#) for Fire Protection Certifications/Listings

[Download publication 02.06](#) for ANSI/NSF Potable Water Approvals/Listings



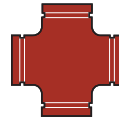
No. 30-C
45° Lateral



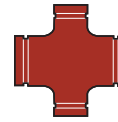
No. 30-CR
45° Reducing Lateral



No. 33-C
True Wye



No. 35-C
Cross



No. 35-CR
Reducing Cross



No. 43-CF
Straight Flare



No. 50-C
Concentric Reducer



No. 51-C
Eccentric Reducer



No. 60-C
Cap

Ductile Iron System



Check Valve for Ductile Iron

SERIES 317

[Download publication 23.09](#) for complete information

- Conforms to AWWA C-508 requirements for water and wastewater treatment services
- Sizes from 3–12" | DN80–DN300
- Pressures up to 175 psi | 1207 kPa | 12 bar
- Regional availability, contact [Victaulic](#) for details



Vic-Plug Valve for Ductile Iron

SERIES 365

[Download publication 23.06](#) for complete information

- Conforms to AWWA C-509 requirements for end-to-end dimensions
- Round port provides better flow and allows easier passage of cleaning pigs
- Sizes from 3–12" | DN80–DN300
- Pressures up to 175 psi | 1207 kPa | 12 bar
- Regional availability, contact [Victaulic](#) for details

Intro

OGS

AGS

VBSP

Hole Cut

Plain End

Stainless Steel

Copper

Shouldered Steel

Ductile Iron

High Performance

Hydronic Balancing

HDPE

Aquamine™ PVC

CPVC/PVC

Tools

Gaskets, Seals and O-Rings

Design Data

Reference Guide

Horizontal lines for writing or drawing, spanning most of the page width.

High Performance System for Steam and Chemical Services


Victaulic has expanded its product line to include the industry's first grooved mechanical piping solution designed for use on commercial and industrial steam, condensate and chemical service piping. Available in sizes 2–8" | DN50–DN200, the system includes the Style 870 rigid coupling, the Series 871 gate valve, the Series 159 flexible loop, a full line of fittings, in-place roll grooving tools, and pipe preparation tool roll sets that eliminate the need to weld steam systems up to 200 psi | 1379 kPa | 14 bar.

For more information on Victaulic® OGS-200 roll groove specifications, [download publication 25.12](#).



To learn more visit victaulicsteam.com

Coupling	page	Valve	page
High Performance Rigid Coupling for Steam and Chemical Services (Style 870)	89	Gate Valve (Series 871)	90
Fittings	page	Flexible Loop	page
OGS-200 Grooved End Fittings	90	Flexible Loop (Series 159)	90
		Pipe Preparation Tools	page
		OGS-200 Field Portable Roll Grooving Tools (RG1200)	121



High Performance Rigid Coupling for Steam and Chemical Services STYLE 870

[Download publication 100.02](#) for complete information

- Excellent chemical resistance
- Exclusively for use on pipe which features ends formed with Victaulic's proprietary OGS-200 groove profile
- Sizes from 2–8" | DN50–DN200
- Saturated steam: Pressures up to 200 psi | 1379 kPa | 14 bar
- Nonsteam: Full vacuum up to 740 psi | 5102 kPa | 51 bar
- -20°F to +388°F | -29°C to +198°C
- Regional availability, contact [Victaulic](#) for details



OGS-200 Grooved End Fittings

[Download publication 100.01](#) for complete information

- 90° and 45° elbows, tees and reducing tees, caps, reducers and flange adapter nipples available
- Exclusively for use on pipe which features ends formed with Victaulic's proprietary OGS-200 groove profile
- Sizes from 2–8" | DN50–DN200
- Pressure ratings are equivalent to the Victaulic coupling used to install them
- Regional availability, contact [Victaulic](#) for details




Gate Valve

SERIES 871

[Download publication 100.12](#) for complete information

- Bi-directional shut off service
- Meets API 600 and API 598 requirements
- Exclusively for use on pipe which features ends formed with Victaulic's proprietary OGS-200 groove profile
- Sizes from 2–8" | DN50–DN200
- Saturated steam and nonsteam: Pressures up to 200 psi | 1379 kPa | 14 bar
- +32°F to +388°F | 0°C to +198°C
- Regional availability, contact [Victaulic](#) for details



Flexible Loop

SERIES 159


[Download publication 100.13](#) for complete information











- Accommodates piping movement from thermal changes, seismic activity, and differential building settlement
- Exclusively for use on pipe which features ends formed with Victaulic's proprietary OGS-200 groove profile
- Sizes from 2–8" | DN50–DN200
- Saturated steam and nonsteam: Pressures up to 150 psi | 1034 kPa | 10 bar
- +32°F to +366°F | 0°C to +186°C
- Regional availability, contact [Victaulic](#) for details

Hydronic Balancing Solutions

Victaulic provides balancing products that allow contractors to improve productivity on the job site and engineers to accurately control building temperatures while optimizing energy efficiency. Balancing valves enhance comfort and cut energy costs through precise control of building temperature. Victaulic® KOIL-KIT™ Coil Packs provide a coil solution delivered to the job site as a pre-connected unit for faster and easier installation.




[Download publication 02.06](#) for ANSI/NSF Potable Water Approvals/Listings









Balancing Valves		pages	Balancing and Control Valves		page
	Manual Balancing Valves	93		Terminal Balancing and Control Valve— Female x Female (TA Series TC)	96
	Manual Balancing Ball Valve (TA Series 78BL)	94		Terminal Balancing Valve for Modulating Control—Female x Female (TA Series TCM)	96
	Automatic Balancing Valves	94–95		Pressure Independent Modulating Balancing and Control Valve (PIBCV) Thread x Thread (TA Series 7FP)	97
	ICSS Low Lead Balancing Valve (TA Series 76X)	96		Compact Pressure Independent Balancing and Control Valve (TA Series 7CP)	98
				Pressure Independent Balancing and Modulating Control Valve (TA Series 7MP)	98
				Control Valve with Return Temperature Controller (TA Series 7CT)	98



Differential Pressure Controllers page

-  Differential Pressure Controller — Female Threaded End (TA Series 793) 99
-  Differential Pressure Controller — Flanged End (TA Series 794) 99
-  Differential Pressure Controller — Flanged End (TA Series 7PR) 99


KOIL-KIT™ Coil Packs page

-  Standard *KOIL-KIT* Coil Pack (Series 799) 100
-  *KOIL-KIT* Coil Pack with ATC and Bypass Options (Series 79B and 79A) 100
-  *KOIL-KIT* Coil Pack for Air Handling Units (Series 79C and 79D) 101
-  Coil Hose 101
-  Y-Strainer/Ball Valve Combination (Series 78Y) 102
-  Ball Valve/Union Combination (Series 78T) 102
-  Union Port Fitting (Series 78U) 102

Balancing Instruments page

-  TA Scope™ 103
-  Link Differential Pressure Sensor 103

Equipment Modules page

-  Vibration Isolation Air Handling Unit Drop (Series 385) 22

Hydronic Balancing Solutions



Manual Balancing Valves

½–2" | DN15–DN50

[Download publication 08.16](#) for complete information

- “Y” patterned globe valve
- Digital hand wheel with 4 turns to open, and includes memory stop
- Pressures up to 400 psi | 2758 kPa | 28 bar
- Rated from -4°F to +250°F | -20°C to +120°C
- Regional availability, contact [Victaulic](#) for details




TA Series 786
Solder End



TA Series 787H
Female Threaded End



Series 78KH
Union Inlet




Manual Balancing Valves

2½–16" | 73.0mm–DN400

[Download publication 08.16](#) for complete information

- “Y” patterned globe valve
- Digital hand wheel with 8, 12, or 16 turns to open (depending on size), and includes memory stop
- Pressures up to 350 psi | 2413 kPa | 24 bar
- Rated from -4°F to +250°F | -20°C to +120°C
- Regional availability, contact [Victaulic](#) for details



TA Series 788
Class 150 Flanged End
2½–16" | 73.0mm–DN400



TA Series 789
Grooved End
2½–12" | 73.0mm–DN300



Manual Balancing Ball Valve

TA SERIES 78BL

[Download publication 08.50](#) for complete information

- Shut-off, manual throttling and measuring valve with reduced port
- IAPMO Certified in accordance with ANSI/NSF 61 for cold +73°F | +23°C and hot +180°F | +82°C potable water service and ANSI/NSF 372
- Sizes from ½–2" | DN15–DN50
- Pressures up to 400 psi | 2800 kPa | 28 bar
- Rated from -4°F to +250°F | -20°C to +120°C
- Regional availability, contact [Victaulic](#) for details

Certifications/Listings:



[Download publication 02.06](#) for ANSI/NSF Potable Water Approvals/Listings



Series 76T
Female x Female



Series 76K
Male x Female

Automatic Balancing Valves

THREADED END

[Download publication 08.34](#) for complete information

- Contains an automatic cartridge with a replaceable orifice plate, specify cartridge type when ordering
- Differential pressure range dependent upon cartridge selected; 43.5 psi | 300 kPa | 3 bar or 87 psi | 600 kPa | 6 bar
- DZR brass body with an EPDM O-Ring and NPT thread
- Sizes from ½–2" | DN15–DN50
- Pressures up to 365 psi | 2517 kPa | 25 bar
- Rated from -4°F to +250°F | -20°C to +120°C
- Regional availability, contact [Victaulic](#) for details

Hydronic Balancing Solutions



Automatic Balancing Valve with Ball Valve Kit

THREADED END

[Download publication 08.34](#) for complete information

- Contains an automatic cartridge with a replaceable orifice plate, specify cartridge type when ordering
- Differential pressure range dependent upon cartridge selected; 43.5 psi | 300 kPa | 3 bar or 87 psi | 600 kPa | 6 bar
- DZR brass body with an EPDM O-Ring and NPT thread
- Sizes from ½–2" | DN15–DN50
- Pressures up to 365 psi | 2517 kPa | 25 bar
- Rated from -4°F to +250°F | -20°C to +120°C
- Regional availability, contact [Victaulic](#) for details



Series 76B
Female Threaded End



Series 76V
Union Inlet



Automatic Balancing Valve

SERIES 76G (GROOVED END)

[Download publication 08.34](#) for complete information

- Integrated orifice plate for direct flow measurement
- Grooved body connection for easy maintenance
- Differential pressure range
1.9–87 psi | 13–600 kPa | 0.15–6 bar
- Size from 2½–6" | 73.0 mm–DN150
- Pressures up to 365 psi | 2517 kPa | 25 bar
- Rated from -4°F to +230°F | -20°C to +110°C
- Regional availability, contact [Victaulic](#) for details



ICSS Low Lead Balancing Valve

TA SERIES 76X


[Download publication 08.51](#) for complete information

- Differential pressure options
2–32 psi | 13.78–220.6 kPa | .15–2 bar and
5–60 psi | 34–414 kPa | 3–4 bar
- Sizes from ½–¾" | DN15–DN20
- Pressures up to 400 psi | 2758 kPa | 28 bar
- Regional availability, contact [Victaulic](#) for details

Certifications/Listings:



[Download publication 02.06](#) for ANSI/NSF Potable Water Approvals/Listings




Terminal Balancing and Control Valve—Female x Female

TA SERIES TC

[Download publication 08.38](#) for complete information

- Designed for on/off control
- Ensures accurate hydronic control and optimum throughput over a long lifetime
- Sizes from ½–1" | DN15–DN25
- Pressures up to 230 psi | 1586 kPa | 16 bar
- Rated from -4°F to +250°F | -20°C to +120°C
- Regional availability, contact [Victaulic](#) for details



Terminal Balancing Valve for Modulating Control—Female x Female

TA SERIES TCM

[Download publication 08.38](#) for complete information

- Designed for modulating control or on/off
- Ensures accurate hydronic control and optimum throughput over a long lifetime
- Sizes from ½–1" | DN15–DN25
- Pressures up to 230 psi | 1586 kPa | 16 bar
- Rated from -4°F to +250°F | -20°C to +120°C
- Regional availability, contact [Victaulic](#) for details




Pressure Independent Balancing and Control Valve (PIBCV)

TA SERIES 7FP

[Download publication 08.53](#) for complete information

- Measures flow, differential pressure, temperature and pump head
- EQM characteristics (Equal Percentage Modified)
- 1¼–2" | DN32–DN50: Female NPT Threads; Pressures up to 230 psi | 1586 kPa | 16 bar
- 2½–6" | 73.0 mm–DN150: ANSI Class 150 Flange; Pressures up to 365 psi | 2517 kPa | 25 bar
- Rated from -4°F to +250°F | -20°C to +120°C
- Regional availability, contact [Victaulic](#) for details



Compact Pressure Independent Balancing and Control Valve

TA SERIES 7CP

[Download publication 08.37](#) for complete information

- Lower pump head/energy consumption
- Sizes from ½ – 1¼" | DN15 – DN32
- Pressures up to 230 psi | 1586 kPa | 16 bar
- Rated from +32°F to +194°F | +0°C to +90°C
- Regional availability, contact [Victaulic](#) for details



Pressure Independent Balancing and Modulating Control Valve

TA SERIES 7MP

[Download publication 08.55](#) for complete information

- EQM flow characteristics provide highly precise temperature control
- Sizes from ½ – 3" | DN15 – DN80
- Pressures up to 365 psi | 2517 kPa | 25 bar
- Rated from +32°F to +194°F | +0°C to +90°C
- Regional availability, contact [Victaulic](#) for details



Control Valve with Return Temperature Controller

TA SERIES 7CT

[Download publication 08.36](#) for complete information

- Lower pump head/energy consumption
- Sizes from ½ – 1" | DN15 – DN25
- Pressures up to 230 psi | 1586 kPa | 16 bar
- Rated from +14°F to +122°F | -10°C to +50°C
- Regional availability, contact [Victaulic](#) for details



Differential Pressure Controller— Female Threaded End

TA SERIES 793

[Download publication 08.29](#) for complete information

- Features AMETAL® body providing dielectric protection
- Sizes from ½–2" | DN15–DN50
- Capable of stabilizing differential pressures up to 23.3 psi | 160 kPa | 1.6 bar
- Regional availability, contact [Victaulic](#) for details



Differential Pressure Controller— Flanged End

TA SERIES 794

[Download publication 08.29](#) for complete information

- Features a ductile iron body
- Sizes from 2½–4" | 73.0mm–DN100
- Capable of stabilizing differential pressures up to 23.3 psi | 160 kPa | 1.6 bar
- Regional availability, contact [Victaulic](#) for details

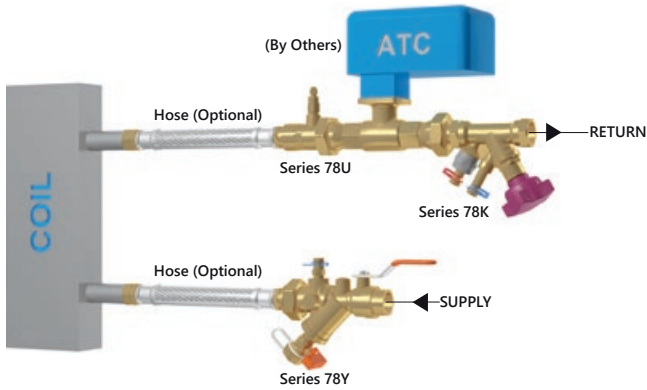


Differential Pressure Controller— Flanged End

TA Series 7PR

[Download publication 08.46](#) for complete information

- Features a ductile iron valve body and a non-ferrous AMETAL® DZR brass copper alloy pilot body
- Sizes from 2½–8" | 73.0mm–DN200
- Capable of stabilizing differential pressures up to 116 psi | 800 kPa | 8 bar
- Rated from -4°F to +250°F | -20°C to +120°C
- Regional availability, contact [Victaulic](#) for details

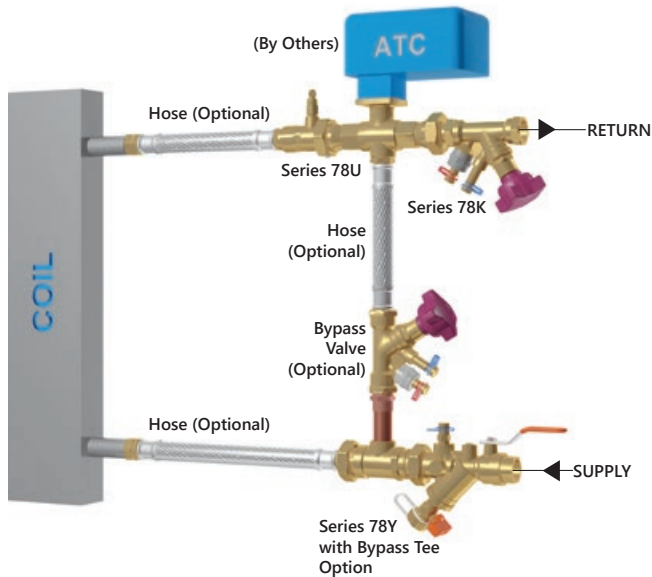


Standard KOIL-KIT™ Coil Pack

SERIES 799

[Download publication 08.30](#) for complete information

- The Series 799 consists of the following components: a Series 78Y Y-strainer/ball valve or Series 78T ball valve union combination; a Series 78U union port fitting; and a Series 78K, Series 786 (sweat) or Series 78BL balancing valve; with or without hoses; and with or without PT and handle extensions
- Suitable for a variety of hot and cold water applications including treated and untreated water systems
- Sizes from ½–2" | DN15–DN50
- Regional availability, contact [Victaulic](#) for details



KOIL-KIT™ Coil Pack with ATC and Bypass Options

SERIES 79B and SERIES 79A

[Download publication 08.30](#) for complete information

- The Series 79B consists of the following components: Series 78Y Y-strainer/ball valve or Series 78T ball valve union combination, two coil hoses, a Series 78U union port fitting, and a balancing valve as well as various options for bypass valves
- The Series 79A includes option to have the ATC valve of your choice assembled and shipped with the Victaulic® KOIL-KIT™ coil pack
- Sizes from ½–2" | DN15–DN50
- Regional availability, contact [Victaulic](#) for details

Hydronic Balancing Solutions



KOIL-KIT™ Coil Pack for Air Handling Units

SERIES 79C and SERIES 79D

[Download publication 08.35](#) for complete information

- The Series 79C consists of the following components: Series 732 strainer with a blow down drain valve and a balancing valve
- The Series 79D includes the option of adding a Style 925 drain/air vent assembly included with the Victaulic® KOIL-KIT™ coil pack
- The Style 925 is provided with a Style 107 QuickVic™ rigid coupling which is used for connecting the Style 925 to the balancing valve
- Sizes from 2½–6" | 73.0mm–DN300
- Regional availability, contact [Victaulic](#) for details



KOIL-KIT™ Coil Hose

[Download publication 08.30](#) for complete information

- Stainless steel braided hose and an EPDM polymer core with stainless ferrules; available as male by female swivel and male by male swivel
- Available lengths: 12" | 300 mm; 24" | 610 mm; 36" | 914 mm
- Sizes from ½–2" | DN15–DN50
- 375 psi | 2585 kPa | 26 bar maximum CWP (varies by size)
- Suitable for operating temperatures up to +230°F | +110°C
- Regional availability, contact [Victaulic](#) for details



KOIL-KIT™ Y-Strainer/Ball Valve Combination

SERIES 78Y

[Download publication 08.30](#) for complete information

- DZR brass body consisting of a full port valve, strainer and blow down valve with flow measuring ports
- Multiple end connections available
- Sizes from ½–2" | DN15–DN50
- Pressures up to 400 psi | 2758 kPa | 28 bar
- Rated up to +230°F | +110°C
- Regional availability, contact [Victaulic](#) for details



KOIL-KIT™ Ball Valve/Union Combination

SERIES 78T

[Download publication 08.30](#) for complete information

- DZR brass body consisting of a union and blow down valve with flow measuring ports
- Multiple end connections available
- Sizes from ½–2" | DN15–DN50
- Pressures up to 400 psi | 2758 kPa | 28 bar
- Rated up to +230°F | +110°C
- Regional availability, contact [Victaulic](#) for details



KOIL-KIT™ Union Port Fitting

SERIES 78U

[Download publication 08.30](#) for complete information

- Multiple end connections available
- Sizes from ½–2" | DN15–DN50
- Pressures up to 400 psi | 2758 kPa | 28 bar
- Rated up to +230°F | +110°C
- Regional availability, contact [Victaulic](#) for details

Hydronic Balancing Solutions



TA Scope™

TA SERIES 734

[Download publication 08.16](#) for complete information

- A wireless, handheld device for the swift and accurate measurement of differential pressure, flow, temperature and power
- An independent sensor communicates with the TA Scope™ to deliver data quickly, thereby enabling contractors to balance a system, troubleshoot hydronic problems and log system performance
- Used in conjunction with HySelect computer program to obtain the most economical system design
- Regional availability, contact [Victaulic](#) for details



Link Differential Pressure Sensor

TA SERIES 736

[Download publication 08.16](#) for complete information

- Provides connection between a building's heating and cooling and the building's monitoring system (BMS)
- Continuously measures the flow and differential pressure through and across the IMI TA balancing valves
- Measurement probes provided for direct connection to the measurement points on all TA Series 786, 787, 788, and 789 balancing valves
- Regional availability, contact [Victaulic](#) for details

Intro

OGS

AGS

VBSP

Hole Cut

Plain End

Stainless
Steel

Copper

Shouldered
Steel

Ductile
Iron

High
Performance

**Hydronic
Balancing**

HDPE

Aquamine™
PVC

CPVC/PVC

Tools

Gaskets,
Seals and
O-Rings

Design
Data

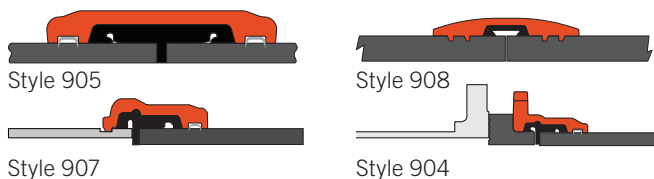
Reference
Guide

Lined writing area consisting of multiple horizontal lines for text entry.

System Solution for HDPE Pipe

Strong, durable, and easy to install, the Victaulic® system solution for high-density polyethylene (HDPE) offers a complete line of Installation-Ready™ plain end and grooved products. Installation is up to ten times faster than fusion, weather agnostic, and requires only simple tools. *Victaulic* couplings for HDPE can be buried or submerged, offer pressure ratings that meet or exceed pressure ratings of HDPE pipe, and offer visual verification of proper joint assembly.

[Download publication 02.06](#) for ANSI/NSF Potable Water Approvals/Listings



To learn more visit victaulic.com/hdpesolutions

Couplings	page	Fittings	page
Coupling for Plain End HDPE Pipe (Style 905)	106	Plain End HDPE Fittings	107
Transition Coupling for HDPE-to-Steel Pipe (Style 907 and Style W907)	106	Valve	page
Coupling for Double Grooved HDPE Pipe (Style 908)	106	Knife Gate Valve for HDPE Pipe (Series 906)	107
Transition Coupling for HDPE to Shouldered Steel (Style SC998)	80	Outlets	page
Aquamine™ Transition Coupling for PVC to HDPE (Series 2971)	111	<i>Mechanical-T</i> Bolted Branch Outlet and Cross Assemblies (Style 920/920N)	46
Adapter	page	Stainless Steel <i>Mechanical-T</i> Bolted Branch Outlet (Style 422)	60
Flange Adapter for HDPE-to-Flanged Pipe (Style 904)	107	<i>Mechanical-T</i> Spigot Outlet (Style 926)	47
		Pipe Preparation Tool	page
		Cut Grooving Tool for HDPE Pipe	136



Certifications/Listings:



[Download publication 10.01](#) for Fire Protection Certifications/Listings

[Download publication 02.06](#) for ANSI/NSF Potable Water Approvals/Listings

Coupling for Plain End HDPE Pipe

STYLE 905

[Download publication 19.07](#) for complete information

- Designed for plain end HDPE pipe (SDR 7–SDR 21)
- Sizes from 2–14" IPS and 63–355mm ISO
- Pressure rating meets or exceeds the performance capabilities of the pipe



Certifications/Listings:



[Download publication 10.01](#) for Fire Protection Certifications/Listings


[Download publication 02.06](#) for ANSI/NSF Potable Water Approvals/Listings

Transition Coupling for HDPE-to-Steel Pipe

STYLE 907 and STYLE W907

[Download publication 19.10](#) for complete information

- Designed to provide a single transition from plain end HDPE pipe (SDR 7–SDR 21) to grooved steel sized piping system components
- Sizes from 2–14" IPS HDPE to 2–14" | DN50–DN350 IPS grooved steel
- Sizes from 63–355 mm ISO HDPE to 2–14" | DN50–DN350 ISO grooved steel
- Pressure rating meets or exceeds the performance capability of the pipe



Certifications/Listings:



[Download publication 10.01](#) for Fire Protection Certifications/Listings

[Download publication 02.06](#) for ANSI/NSF Potable Water Approvals/Listings

Coupling for Double Grooved HDPE Pipe

STYLE 908

[Download publication 19.09](#) for complete information

- Designed for double-grooved HDPE (SDR 7–SDR 21)
- Sizes from 8–36" IPS and 250–900 mm ISO
- Standard Victaulic® coupling assembly procedure used for installation

System Solution for HDPE Pipe

INSTALLATION-
READY™



Flange Adapter for HDPE-to-Flanged Pipe

STYLE 904

[Download publication 19.12](#) for complete information

- Designed to provide a single transition from plain end HDPE pipe (SDR 7–SDR 21) to flanged piping system components
- Sizes from 3–8" IPS HDPE to 3–8" IPS ANSI Class 150 Flange
- Regional availability, contact [Victaulic](#) for details



Plain End HDPE Fittings

[Download publication 19.11](#) for complete information

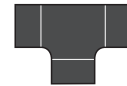
- Available in SDR 7, SDR 9, SDR 11, and SDR 17
- Sizes from 2–8" IPS and 63–225mm ISO
- Full flow fittings
- For use with Style 905, Style 907, and Style 904



No. H10
90° Elbow



No. H11
45° Elbow



No. H20
Tee



No. H50
Reducer

INSTALLATION-
READY™



Knife Gate Valve for HDPE Pipe

SERIES 906

[Download publication 19.06](#) for complete information










- Designed for HDPE (SDR 7–SDR 21) fluid lines containing solids, slurry, and/or abrasive media
- All wear parts can be replaced in-line without removing the valve from the pipeline
- Manual, hydraulic, pneumatic, and electric actuation available
- Sizes from 3–8"
- Pressures up to 150psi | 1035 kPa | 10bar
- Regional availability, contact [Victaulic](#) for details


Aquamine™ PVC System

Victaulic® Aquamine™ reusable PVC piping system offers a complete line of reusable pipe, fittings, valves and specialty items. This product line is ideal for a wide variety of water and chemical services due to the high-impact resistance of *Aquamine* PVC pipe and synthetic rubber O-rings. The spline assembly used in *Victaulic Aquamine* PVC piping uniquely engages into the grooves of both the coupling and the pipe.

[Download publication 02.06](#) for ANSI/NSF Potable Water Approvals/Listings



Pipe	page	Fittings	page
 <i>Aquamine</i> Pipe (Series 2900)	110	 <i>Aquamine</i> Fittings	112
Couplings		Valves	
 <i>Aquamine</i> Couplings	110	 <i>Aquamine</i> Ball Valve (Series 2921)	113
Female to Female (Series 2904)		 <i>Aquamine</i> Butterfly Valve (Series 2950)	113
Female to Female Beveled			
Female to Solvent Cement Female (Series 2905)			
Female to Female with Female NPT Outlet (Series 2930)			
Female to Female with Female NPT Formed Outlet (Series 2937, 2938, 2939)		Pipe Preparation Tool	page
 <i>Aquamine</i> Coupling for Plain End PVC (Series 2970)	111	 <i>Aquamine</i> Grooving Tool	136
 <i>Aquamine</i> Transition Coupling for PVC to HDPE (Series 2971)	111		
 <i>Aquamine</i> Transition Coupling for PVC to Groove (Series 2972)	111		



Aquamine™ PVC Pipe

SERIES 2900

[Download publication 50.01](#) for complete information

- PVC 1120 Type 1, Grade 1 (Class 12454) conforming to ASTM D-1784 and ASTM D-2241
- Sizes from 2–12" | DN50–DN300
- Pressures up to 350 psi | 2413 kPa | 24 bar

Certifications/Listings:



[Download publication 02.06](#) for ANSI/NSF Potable Water Approvals/Listings



Aquamine™ Couplings

[Download publication 50.01](#) for complete information

- Sizes from 2–12" | DN50–DN300
- Pressures up to 350 psi | 2413 kPa | 24 bar

Certifications/Listings:



[Download publication 02.06](#) for ANSI/NSF Potable Water Approvals/Listings



Series 2904
Female to Female



Female to Female Beveled



Series 2937 (1" | 25 mm Outlet)
Series 2938 (1½" | 38 mm Outlet)
Series 2939 (2" | 50 mm Outlet)
Female to Female with Female NPT Formed Outlet



Series 2905
Female to Solvent Cement Female



Series 2930
Female to Female with Female NPT Outlet



Aquamine™ Coupling for Plain End PVC

SERIES 2970

[Download publication 50.01](#) for complete information

- Coupling for plain end PVC systems; no pipe preparation required
- Sizes from 2–8" | DN50–DN200
- Pressures up to 350 psi | 2413 kPa | 24 bar



Aquamine™ Transition Coupling for PVC to HDPE

SERIES 2971

[Download publication 50.05](#) for complete information

- Provides convenient transition from PVC to HDPE without need for special adapters
- Sizes from 2–8" | DN50–DN200
- Pressures up to 350 psi | 2413 kPa | 24 bar



Aquamine™ Transition Coupling for PVC to Groove

SERIES 2972

[Download publication 50.06](#) for complete information

- Provides convenient transition from PVC to grooved steel without need for special adapters
- Sizes from 2–8" | DN50–DN200
- Pressures up to 350 psi | 2413 kPa | 24 bar

Aquamine™ Fittings

[Download publication 50.01](#) for complete information

- Variety of straight and reducing fittings
- Sizes from 2 – 12" | DN50 – DN300
- Pressures up to 350 psi | 2413 kPa | 24 bar




Certifications/Listings:



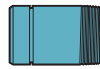
[Download publication 02.06](#) for ANSI/NSF Potable Water Approvals/Listings



Series 2906
Male x Plain End
Male Adapter
Nipple



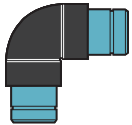
Series 2907
Male x Victaulic®
OGS Groove
Adapter Nipple



Series 2908
Male x Male NPT
Adapter Nipple



Series 2909
Plain End Male x
Male NPT
Adapter Nipple



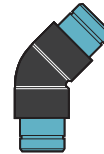
Series 2910
Male x Male
90° Elbow



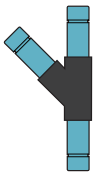
Series 2911
Male x Male
22½° Elbow



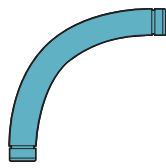
Series 29102
Male x Male
11¼° Elbow



Series 2912
Male x Male
45° Long



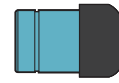
Aqua Link
Male x Male x Male
Lateral Wye



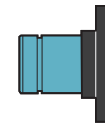
Series 2913
Male x Male
90° Sweep



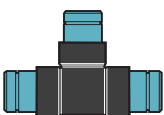
Series 2914
Male x Male
45° Sweep



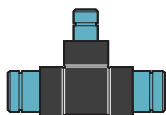
Series 2915
Male
End Cap



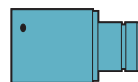
Series 2916
Male x Flanged
Adapter Nipple



Series 2917
Male x Male x Male
Tee



Series 2918
Male x Male x Male
Reducing Tee



Series 2919
Female x Male
Reducer



Series 2920
Male x Solvent
Cement Female
Transition



Series 2940
Female x Male
Transition with
Female NPT Outlet

Aquamine™ PVC System



Aquamine™ Ball Valve

SERIES 2921

[Download publication 50.01](#) for complete information

- Available with a lever handle or a square nut
- Sizes from 2–6" | DN50–DN150
- Pressures up to 100 psi | 690 kPa | 7 bar



Aquamine™ Butterfly Valve

SERIES 2950

[Download publication 50.01](#) for complete information


- Provided with a lever handle for easy on-off operation
- Sizes from 2–6" | DN50–DN150
- Pressures up to 250 psi | 1724 kPa | 17 bar

CPVC/PVC System





Victaulic now offers the industry's first and only grooved piping system designed exclusively for use on Schedules 40 and 80 chlorinated polyvinyl chloride/polyvinyl chloride (CPVC/PVC) pipe featuring Victaulic's proprietary PGS-300 groove profile. Available in sizes 2–12" | DN50–DN300, the system includes a full line of Installation-Ready™ couplings, fittings and pipe preparation tools. This system solution offers the fastest, cleanest installation method for CPVC/PVC pipe and eliminates several drawbacks associated with traditional joining methods.

[Download publication 02.06](#) for ANSI/NSF Potable Water Approvals/Listings

PGS™-300



To learn more visit victaulic.com/cpvc/solutions

Couplings		page	Fittings		page
	Installation-Ready Rigid Coupling (Style 357)	116		PGS-300 Grooved End Fittings	117
	Installation-Ready Transition Coupling (Style 356)	116	Expansion Joint		
	Reducing Coupling (Style 358)	116		PGS-300 Grooved End Expansion Joint (Style 355)	118
			Pipe Preparation Tool		page
				Cut Grooving Tool for Plastic Pipe (CG1100)	135



Installation-Ready™ Rigid Coupling STYLE 357

[Download publication 33.07](#) for complete information

- Exclusively for use on CPVC/PVC pipe featuring Victaulic's proprietary PGS-300 groove profile
- Sizes from 2–12" | DN50–DN300
- Refer to the publication for maximum pressure ratings and temperature reduction factors
- Regional availability, contact [Victaulic](#) for details

Certifications/Listings:



[Download publication 02.06](#) for ANSI/NSF Potable Water Approvals/Listings



Installation-Ready™ Transition Coupling STYLE 356

[Download publication 33.06](#) for complete information

- Provides a direct, single coupling connection for Victaulic® PGS-300 grooved end CPVC/PVC pipe or fittings to *Victaulic* Original Groove System (OGS) grooved end IPS or stainless steel pipe, fittings or valves of the same nominal size
- Sizes from 2–12" | DN50–DN300
- Refer to the publication for maximum pressure ratings and temperature reduction factors
- Regional availability, contact [Victaulic](#) for details

Certifications/Listings:



[Download publication 02.06](#) for ANSI/NSF Potable Water Approvals/Listings



Reducing Coupling STYLE 358

[Download publication 33.08](#) for complete information

- Exclusively for use on CPVC/PVC pipe featuring Victaulic's proprietary PGS-300 groove profile
- Sizes from 2½ × 2" – 10 × 8" | 73.0 mm × DN50–DN250 × DN200
- Refer to the publication for maximum pressure ratings and temperature reduction factors
- Regional availability, contact [Victaulic](#) for details

Certifications/Listings:



[Download publication 02.06](#) for ANSI/NSF Potable Water Approvals/Listings

CPVC/PVC System



PGS-300 Grooved End Fittings

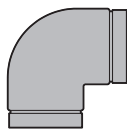
[Download publication 33.03](#) for complete information

- Exclusively for use on CPVC/PVC pipe featuring Victaulic's proprietary PGS-300 groove profile
- Sizes from 2–12" | DN50–DN300
- Refer to the publication for maximum pressure ratings and temperature reduction factors
- Regional availability, contact [Victaulic](#) for details

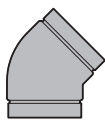
Certifications/Listings:



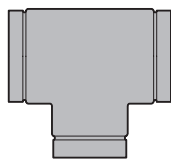
[Download publication 02.06](#) for ANSI/NSF Potable Water Approvals/Listings



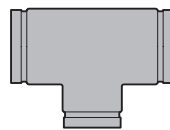
No. 350
90° Elbow



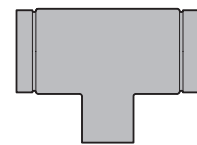
No. 351
45° Elbow



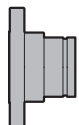
No. 352
Tee



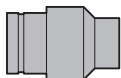
No. 353
Reducing Tee
(Groove × Groove
× Groove)



No. 354
Reducing Tee
(Groove × Groove
× Socket)



No. 359F
Flange Adapter
(Groove × Flange)



No. 361
Reducing Adapter
(Groove × Socket)



PGS-300 Grooved End Expansion Joint

STYLE 355

[Download publication 33.05](#) for complete information

- Exclusively for use on CPVC/PVC pipe featuring Victaulic's proprietary PGS-300 groove profile
- Provides increased axial expansion and full axial movement at each joint
- Combination of Style 357 rigid couplings and short grooved nipples, joined in tandem to provide increased expansion
- Victaulic® Grade "EHP" gasket is UL Classified in accordance with ANSI/NSF 61 and 372 for potable water service
- Sizes from 2–12" | DN50–DN300
- Refer to the publication for maximum pressure ratings and temperature reduction factors
- Regional availability, contact [Victaulic](#) for details

Pipe Preparation Tools

The world's leading developer of pipe preparation tools, and inventor of the original groove, has been providing the industry with in-place, field and shop model tools since the 1940s. From ½" | DN15 through 78" | DN1950; for carbon steel through plastic pipe; and a wide variety of accessories, these tools will simplify your work in the field or on the shop floor. The Victaulic® line of intelligent roll grooving tools offer instant feedback on the quality of the groove, reducing rework and increasing operator safety.



Field Portable Roll Grooving Tools

	page
VE12	121
RG1200	121
VE26	122
VE46	122
VE226	123
RG3600	123

Field Fabrication Roll Grooving Tools

	page
VE106/VE107	124
VE206	124
VE272SFS	125
VE270FSD/VE271FSD	125
VE416FS	126
VE416FSD/VE417FSD	126
VE450FSD	127
RG3210	127

Plant/Shop Fabrication Roll Grooving Tools

	page
VE268	128
VE414MC	128
50T	129
VE460	130
RG5200i	131

Field Fabrication Cut Grooving Tools

	page
VG	131
VG28GD, VG28GD-ABR, VDG26GD, VG26GD-COR	132
VG824, VG824-ABR, VG824DG, VG824-COR	133
VG828	134
VG412	134

Cut Grooving Tools for Plastic Pipe

	page
CG1100	135
VPG824	135
CG3100, CG3300, CG3500	136



Aquamine™ Grooving Tool



APG

page

136

Hole Cutting Tools



HCT904

page

137



HCT908

137



VHCT900

138



VIC-TAP II

138



Style 926 Spigot Hole Cut Saw

139

Pipe Cut-Off Tools



PC3110

page

139



VCT1 Manual

140



VCT2 Automatic

140

Vic-Press™ Tool



PFT510

page

141

Tool Accessories

pages



Power Mule II

141



Adjustable Pipe Stands

142 – 143



Pipe Preparation Measuring Tools

144 – 145



System Safety Test Accessories

146

Closure Tools

page



VBSP Closure Tools

146

Fabrication Cell

page



VAP131

147



VAPS 131R

147



VAPS 131F


148



VAPS 131T

148

Pipe Preparation Tools



Field Portable Roll Grooving Tools

VE12 GROOVE IN-PLACE

[Download publication 24.01](#) for complete information

- Roll grooves $\frac{3}{4}$ –2" | DN20–DN50 pipe
- For manual grooving of Schedule 5, 10 and 40 steel; stainless steel; aluminum and PVC pipe (size dependent)
- Tool is manually operated using the supplied handle
- Enhanced tracking rolls allow bi-directional grooving
- Power Requirements: None
- Weight: 17 lbs. | 8 kg




Field Portable Roll Grooving Tools

RG1200 OGS-200 GROOVE IN-PLACE

[Download publication 24.11](#) for complete information

- Roll grooves 2–6" | DN50–DN150 pipe
- Designed to provide a Victaulic® OGS-200 roll groove in Schedules 40 and 80 carbon steel pipe
- Tool is manually operated using the supplied handle
- Enhanced tracking rolls allow bi-directional grooving
- Power Requirements: None
- Weight: 27 lbs. | 12 kg




Field Portable Roll Grooving Tools

VE26 GROOVE IN-PLACE

[Download publication 24.01](#) for complete information

- Roll grooves 2–6" | DN50–DN150 pipe
- For manual grooving of Schedule 5, 10 and 40 steel; stainless steel; aluminum and PVC pipe; K, L, M, DWV, A, B and D copper tube (size dependent)
- Tool is manually operated using the supplied handle
- Enhanced tracking rolls allow bi-directional grooving
- Optional power drive kit available to alternately groove pipe using a Ridgid™ 300 power drive. Newer tools with serial numbers ending in “C” are compatible with the Power Drive Kit; tools which do not contain the “C” suffix will require retrofit to accept the Power Drive Kit; contact Victaulic for details.
- Power Requirements: None
- Tool Weight: 22 lbs. | 10 kg
Optional Power Drive Kit Weight: 7 lbs. | 3 kg



Field Portable Roll Grooving Tools

VE46 GROOVE IN-PLACE

[Download publication 24.01](#) for complete information

- Roll grooves 3½–6" | DN90–DN150 pipe
- For manual grooving of Schedule 5, 10 and 40 steel; stainless steel and aluminum pipe; Schedule 40 – 80 PVC pipe (size dependent)
- Tool is manually operated using the supplied handle
- Enhanced tracking rolls allow bi-directional grooving and help to hold the tool on the pipe end during the roll grooving process
- Optional power drive kit available to alternately groove pipe using a Ridgid™ 300 power drive. Newer tools with serial numbers ending in “C” are compatible with the Power Drive Kit; tools which do not contain the “C” suffix will require retrofit to accept the Power Drive Kit; contact Victaulic for details.
- Power Requirements: None
- Tool Weight: 28 lbs. | 13 kg
Optional Power Drive Kit Weight: 7 lbs. | 3 kg

Pipe Preparation Tools



Field Portable Roll Grooving Tools

VE226 PORTABLE GROOVER

[Download publication 24.01](#) for complete information

- Roll grooves ¾–6" | DN20–DN150 pipe
- For grooving of Schedule 5, 10 and 40 steel; stainless steel; aluminum and PVC pipe; K, L, M, DWV, A, B and D copper tube (size dependent)
- Tool is operated using a standard ¾" | 9.5 mm square ratchet drive (not included)
- Drive Requirements: Mounts to Ridgid™ 300 Power Drive; optional bases available
- Kit required for connecting a VE226 roll grooving tool to a Ridgid™ 700 Power Drive
- Tool Weight: 37 lbs. | 17 kg
Optional Power Drive Kit Weight: 75 lbs. | 34 kg

Field Portable Roll Grooving Tools

RG3600 StrenghThin™ 100 Portable Groover

[Download publication 24.08](#) for complete information



- Roll grooves 2–12" | DN50–DN300 1.4301/1.4307 (Type 304/304L) or 1.4401/1.4404 (Type 316/316L) stainless steel pipe per EN 10217-7; 2–6" | DN50–DN150, 1.6–2.7 mm wall thickness and 8–12" | DN200–DN300, 2.0–4.5 mm wall thickness
- Drive Requirements: Compatible with REMS Amigo 2 and Ridgid™ 700 power drive
- Power Requirements: 230VAC 50/60 hertz
- Optional tripod stand kit available
- Tool Weight: 29 lbs. | 55 kg
- Regional availability, contact [Victaulic](#) for details



Field Fabrication Roll Grooving Tools

VE106/VE107 GROOVE-N-GO

[Download publication 24.01](#) for complete information

- Roll grooves 1¼–6" | DN32–DN150 pipe
- For grooving of Schedule 5, 10 and 40 steel and stainless steel pipe; K, L, M and DWV copper tube (size dependent)
- Mobile light-duty roll grooving tool with an integral motor/drive unit mounted to portable hand truck
- Reduces pipe handling by allowing the tool to be wheeled directly to the pipe preparation site
- ¾" | 9.5 mm square ratchet drive for operation (standard)
- Enhanced tracking rolls help to keep the pipe on the tool during the roll grooving process
- Completely self-contained unit with an integral motor, safety foot switch and power plug
- Power Requirements:
VE106 is provided with 110 volt, 15 amp power;
VE107 is provided with 220 volt, 6 amp power
- Weight: 140 lbs. | 64 kg



Field Fabrication Roll Grooving Tools

STYLE VE206

[Download publication 24.01](#) for complete information

- Roll grooves 1¼–6" | DN32–DN150
- For grooving of Schedule 5, 10 and 40 steel and stainless steel pipe; K, L, M and DWV copper tube (size dependent)
- Tool head mounts to any tripod stand with a Ridgid™ 300 bolt pattern or the flat bed of a work truck
- Hydraulic hand pump can be mounted on either side of the tool for right or left hand operation
- Supplied with Victaulic® tool carry bag for accessory storage
- Power Requirements: compatible with multiple power drive units: Ridgid™ 300, Ridgid™ 700 and REMS Amigo 2
- Weight: 165 lbs. | 75 kg

Pipe Preparation Tools



Field Fabrication Roll Grooving Tools

VE272SFS

[Download publication 24.01](#) for complete information

- Roll grooves ¾ – 12" | DN20 – DN300 pipe
- For grooving of Schedule 5, 10, 40 and 80 steel; stainless steel; aluminum and PVC pipe; K, L, M and DWV copper tube (size dependent)
- Hand pump operation with a unique pivot arm design reduces handle effort
- Enhanced tracking rolls help to keep the pipe on the tool during the roll grooving process
- The fully-motorized, semi-automatic, electrohydraulic tool comes complete with safety guards and safety foot switch
- Power Requirements: Ridgid™ 300 Power Drive
- Weight: 184 lbs. | 84 kg



Field Fabrication Roll Grooving Tools

VE270FSD/VE271FSD

[Download publication 24.01](#) for complete information

- Roll grooves ¾ – 12" | DN20 – DN300 pipe
- For grooving of Schedule 5, 10, 40 and 80 steel; stainless steel; aluminum and PVC pipe; K, L, M and DWV copper tube (size dependent)
- Completely self-contained unit with integral gear motor, safety guards, safety foot switch and power cord/plug
- Equipped with a unique pivot arm design, making roll changing quick and easy without removing shafts
- Enhanced tracking rolls help to keep the pipe on the tool during the roll grooving process
- The fully-motorized, semi-automatic, electrohydraulic tool comes complete with safety guards and safety foot switch
- Power Requirements: VE270FSD is provided with 110 volt, 15 amp power; VE271FSD is provided with 220 volt, 6 amp power
- Weight: 340 lbs. | 154 kg



Field Fabrication Roll Grooving Tools

VE416FS

[Download publication 24.01](#) for complete information

- Roll grooves 2–16" | DN50–DN400 pipe
- For grooving of Schedule 5, 10, 40 and 80 steel; stainless steel; aluminum and PVC pipe; K, L, M and DWV copper tube (size dependent)
- VE416FS is designed for field grooving of OGS pipe and should not be used for continuous field production grooving; for field production grooving capabilities, use a VE450FSD tool, see pg. 127
- Equipped with a pipe stabilizer for 6–16" | DN150–DN400 pipe sizes to control pipe sway
- Groove depth adjuster allows for easy adjustment for initial groove diameter
- The fully-motorized, semi-automatic, electrohydraulic tool comes complete with safety guards and safety foot switch
- Power Requirements: Ridgid™ 300 Power Drive
- Weight: 240 lbs. | 109 kg



Field Fabrication Roll Grooving Tools

VE416FSD/VE417FSD

[Download publication 24.01](#) for complete information

- Roll grooves 2–16" | DN50–DN400 pipe
- For grooving of Schedule 5, 10, 40 and 80 steel; stainless steel; aluminum and PVC pipe; K, L, M and DWV copper tube (size dependent)
- VE416FSD/VE417FSD is designed for field grooving of OGS pipe and should not be used for continuous field production grooving; for field production grooving capabilities, use a VE450FSD tool, see pg. 127
- Groove depth adjuster allows for easy adjustment for initial groove diameter
- Completely self-contained unit with integral gear motor, safety foot switch and power cord/plug
- The fully-motorized, semi-automatic, electrohydraulic tool comes complete with safety guards and safety foot switch
- Power Requirements: VE416FSD is provided with 110volt, 15 amp for integral gear motor; VE417FSD is provided with 220volt, 8 amp service
- Weight: 340 lbs. | 154 kg

Pipe Preparation Tools



Field Fabrication Roll Grooving Tools

VE450FSD

[Download publication 24.01](#) for complete information

- Roll grooves 4–24" | DN100–DN600 pipe
- For grooving of Schedule 5, 10, 40 and 80 steel; stainless steel; aluminum and PVC pipe; K, L, M and DWV copper tube (size dependent)
- The VE450FSD is designed for field production grooving and not continuous fabrication shop production grooving
- Enhanced tracking rolls help to keep the pipe on the tool during the roll grooving process, and quickly change upper roll design
- Lifting point to move the tool using a crane
- Frame can accept most forklifts
- Onboard storage for tool accessories
- Power Requirements: self-contained unit with two 220 volt, single phase 50/60 hertz, 20 amp integral gear motors to handle heavier loads, safety foot switch and power cord/plug
- Weight: 825 lbs. | 374 kg

Field Fabrication Roll Grooving Tools

RG3210

[Download publication 24.18](#) for complete information

- Roll grooves 2–12" | 60.3–323.9 mm pipe
- For grooving carbon steel wall thicknesses ranging from 2.77–6.35 mm
- Hydraulic-feed shop or field tool
- Anti-flare roll grooving capability to control pipe end flare
- Power Requirements: 220 volt, 1.5 kW, 50/60 hertz, Single Phase
- Weight: 302 lbs. | 137 kg





Plant/Shop Fabrication Roll Grooving Tools

VE268

[Download publication 24.01](#) for complete information

- Roll grooves ¾–12" | DN20–DN300 pipe
- For grooving of Schedule 5, 10, 40 and 80 steel; stainless steel; aluminum and PVC pipe; K, L, M and DWV copper tube (size dependent)
- The fully-motorized, semi-automatic, electrohydraulic tool comes complete with safety guards and safety foot switch
- Equipped with a unique pivot arm design, making roll changes quick and easy, without removing shafts
- Enhanced tracking rolls help to keep the pipe on the tool during the roll grooving process
- Power Requirements: 220/440 volt, 3-phase, 60 hertz standard; the tool can also be supplied in various voltages, contact Victaulic for details
- 3-phase requires tool power to be hard wired by a local certified electrician
- Weight: 735 lbs. | 333 kg



Plant/Shop Fabrication Roll Grooving Tools

VE414MC

[Download publication 24.01](#) for complete information

- Roll grooves 2–16" | DN50–DN400 pipe
- For grooving of Schedule 5, 10, 40 and 80 steel; stainless steel; aluminum and PVC pipe; K, L, M and DWV copper tube (size dependent)
- The fully-motorized, semi-automatic, electrohydraulic tool comes complete with safety guards and safety foot switch
- Roll changes are quick and easy, without removing shafts
- Enhanced tracking rolls help to keep the pipe on the tool during the roll grooving process
- Power Requirements: 220/440 volt, 3-phase, 60 hertz standard; the tool can also be supplied in various voltages, contact Victaulic for details
- 3-phase requires tool power to be hard wired by a local certified electrician
- Weight: 735 lbs. | 333 kg



Plant/Shop Fabrication Roll Grooving Tools

50T

[Download publication 24.03](#) for complete information

- Roll grooves 14–78" | DN350–DN1950 pipe
- Wall thickness capability varies on size; Reference publication 24.03 for more details
- Production roll grooving tool designed for fabrication shop use
- Power Requirements: 480 volt, 3-phase, 60 hertz standard; the tool can also be supplied in various voltages, contact Victaulic for details
- 3-phase requires tool power to be hard wired by a local certified electrician
- Weight: 3800 lbs. | 1724 kg



Plant/Shop Fabrication Roll Grooving Tools

VE460

[Download publication 24.03](#) for complete information

- Roll grooves 4–24" | DN100–DN600 pipe with Original Groove System (OGS)
- For grooving of Schedule 5, 10, 40 and 80 steel; stainless steel; aluminum and PVC pipe (size dependent)
- Roll grooves 14–60" | DN350–DN1500 pipe with Advanced Groove System (AGS)
- For grooving of .250–.500 wall carbon steel; Schedule 5S and 10S stainless steel (size dependent)
- The fully-motorized, semi-automatic, electrohydraulic tool comes complete with safety guards and safety foot switch
- Enhanced tracking rolls help to keep the pipe on the tool during the roll grooving process
- Support bases are required to groove pipe sizes 26" | DN650 and larger. Each support base is 12" | 305 mm in height and corresponds with a range of allowable pipe sizes it can groove
- Power Requirements: 220/440 volt, 3-phase, 60 hertz standard; the tool can also be supplied in various voltages, contact Victaulic for details
- 3-phase requires tool power to be hard wired by a local certified electrician
- Weight: 1500 lbs. | 680 kg

Intro

OGS

AGS

VBSP

Hole Cut

Plain End

Stainless Steel

Copper

Shouldered Steel

Ductile Iron

High Performance

Hydraulic Balancing

HDPE

Aquamine™ PVC

CPVC/PVC

Tools

Gaskets, Seals and O-Rings

Design Data

Reference Guide

Pipe Preparation Tools



Plant/Shop Fabrication Roll Grooving Tools

RG5200i

[Download publication 24.05](#) for complete information

- Fully-automated, hydraulic shop tool is shipped fully assembled with proximity scanner, control stand and rolls for standard grooving Schedule 10–40 pipe
- Available with stainless steel roll sets (4–12" | DN100–DN300)
- Enhanced tracking rolls help to keep the pipe on the tool during the roll grooving process
- Drive Requirements: self-contained
- Power Requirements: 208/240 volt, 3-phase, 50/60 hertz standard; the tool can also be supplied for use with various global voltage connections, contact Victaulic for details
- 3-phase requires tool power to be hard wired by a local certified electrician
- Weight: 1300 lbs. | 590 kg



Field Fabrication Cut Grooving Tools

VG VIC-GROOVER

[Download publication 24.01](#) for complete information

- Cut grooves $\frac{3}{4}$ –8" | DN20–DN200 pipe
- For grooving of Schedule 40 through 80 steel; stainless steel; aluminum and CPVC/PVC pipe; Class 53 Min ductile iron (size dependent)
- Designed for manual or power cut grooving
- Supplied with a ratchet handle for manual operation
- Drive Requirements: manual or external drive, min. $\frac{1}{2}$ hp | 0.37 kw
- External power drives must meet all local/regional safety requirements
- Drive Speed: 40 rpm max.
- Weight: 28 lbs. | 13 kg



Field Fabrication Cut Grooving Tools

VG28GD (GEAR DRIVE)

VG28GD-ABR (ABRASION)

VDG26GD (DOUBLE GROOVE)

VG26GD-COR (CORROSION)

[Download publication 24.01](#) for complete information

- Cut grooves 2–8" | DN50–DN200 pipe
- For grooving of Schedule 40 through 80 steel; stainless steel and aluminum pipe; Class 53 Min ductile iron (size dependent)
- VG28GD will produce a single Victaulic® OGS cut groove for unlined piping systems
- VG28GD-ABR will produce a single *Victaulic* OGS cut groove that allows for lining of the pipe for abrasive services
- VDG26GD will produce a double *Victaulic* OGS cut groove for high pressure systems in conjunction with installing the 6" | DN150 Style 808 couplings
- VG26GD-COR will cut groove carbon steel pipe in preparation for being rubber lined and machined for abrasion and corrosion resistance
- The VG28GD, VG28GD-ABR, VDG26GD, and VG26GD-COR are designed to be driven by the Power Mule II
- Drive Requirements: external drive, min. 1½ hp | 1.12 kw
- Drive Speed: 38 rpm max.
- Weight: 37 lbs. | 17 kg

Intro

OGS

AGS

VBSP

Hole Cut

Plain End

Stainless Steel

Copper

Shouldered Steel

Ductile Iron

High Performance

Hydraulic Balancing

HDPE

Aquamine™ PVC

CPVC/PVC


Tools

Gaskets, Seals and O-Rings

Design Data

Reference Guide

Pipe Preparation Tools



Field Fabrication Cut Grooving Tools

VG824 (OGS)


VG824-ABR (ABRASION OGS)

VG824DG (DOUBLE GROOVE)

VG824-COR (CORROSION OGS)

[Download publication 24.01](#) for complete information

- Cut grooves 8–24" | DN200–DN600 pipe
- For grooving of Schedule 30 through 80 steel; stainless steel and aluminum pipe; Class 53 Min ductile iron (size dependent)
- VG824 will produce a single Victaulic® OGS cut groove for unlined piping systems
- VG824-ABR will produce a single *Victaulic* OGS cut groove that allows for lining of the pipe for abrasive services
- VG824DG will produce a double *Victaulic* OGS cut groove for high pressure piping systems in conjunction with installing 8–12" | DN200–DN300 Style 808 couplings
- VG824-COR will cut groove carbon steel pipe in preparation for being rubber lined and machined for abrasion and corrosion resistance
- The VG824, VG824DG, VG824-ABR and VG824-COR are designed to be driven by the Power Mule II
- Drive Requirements: External drive, min. 1½ hp | 1.12 kw
- Drive Speed: 38 rpm max.
- Weight: 82 lbs. | 37.2 kg



Field Fabrication Cut Grooving Tools

VG828 (AGS)

[Download publication 24.01](#) for complete information

- Cut grooves 14–24" | DN350–DN600 pipe
- For grooving of .500–.750 wall steel pipe
- VG828 will produce a single Victaulic® AGS cut groove
- The VG828 is designed to be driven by the Power Mule II
- Drive Requirements: External drive, min. 1½ hp | 1.12 kw
- Drive Speed: 38 rpm max.
- Weight: 82 lbs. | 37.2 kg



Field Fabrication Cut Grooving Tools

VG412 ORBITAL MACHINING TOOL

[Download publication 24.01](#) for complete information

- Cut grooves 4–12" | DN100–DN300 pipe
- For grooving of Schedule 40 through 80 steel; Class 53 Min ductile iron
- Specifically designed for field closure pieces (not suitable for production grooving)
- External mounting and drive action is particularly suited to cement lined ductile iron pipe grooving
- Hinged frame design allows cutting at any point along the pipeline
- Drive Requirements: 120 volt, 11.5 amp
- Weight: 151 lbs. | 69 kg


Pipe Preparation Tools



Cut Grooving Tools for Plastic Pipe CG1100

[Download publication 24.09](#) for complete information


- Cut grooves 2–12" | DN50–DN250 pipe
- For grooving of Schedule 40 through 80 CPVC/PVC pipe
- Features the Victaulic® PGS-300 cut groove profile
- Power Requirements: 120 volt, 50/60 hertz, 7 amp
- Weight: 17 lbs. | 7.7 kg



Cut Grooving Tools for Plastic Pipe VPG824

[Download publication 24.01](#) for complete information

- Cut grooves 8–16" | DN200–DN400 pipe
- For grooving of Schedule 40 through 80 PVC pipe
- Features a high speed, router-type tool bit which cuts a radial groove, to full depth, in one manual rotation of the tool around the pipe
- Rotation Drive: Manual (clockwise)
- Power Requirements: 110 volt, single phase, 60 hertz, 7 amp
- Weight: 47 lbs. | 21 kg




Field Fabrication Cut Grooving Tool for HDPE Pipe

CG3100, CG3300, CG3500 (HDPE)

[Download publication 24.06](#) for complete information

- Cut grooves 8–36" IPS and 250–900 mm ISO HDPE pipe
- For grooving of SDR 7–21 pipe
- The tool mounts on the exterior pipe wall and cuts and grooves the end of the pipe in a single operation
- The CG3100 and CG3300 tools connect directly to a 120 volt, 50/60 hertz, 20 amp power source (An optional 220 volt, single phase, 50/60 hertz model is also available)
- The CG3500 tool connects directly to a 220 volt, single phase, 50/60 hertz, 20 amp power source
- Weight: CG3100: 430 lbs. | 195 kg, CG3300: 580 lbs. | 263 kg, CG3500: 715 lbs. | 324 kg



Aquamine™ Grooving Tool

APG

[Download publication 24.01](#) for complete information

- Prepares 4–12" | DN100–DN300 *Aquamine* pipe
- Manually operated tool used for producing a cut spline groove and beveled end on *Aquamine* PVC pipe
- Orbital tool which is rotated around a stationary, secured pipe
- May be operated on pipe held in a pipe vise or on supported in-place piping that is depressurized and drained
- Weight: 13 lbs. | 5.9 kg

Pipe Preparation Tools



Hole Cutting Tools

HCT904

[Download publication 24.01](#) for complete information

- One-piece hole cutting tool designed to cut holes up to 2¾" | 70 mm in carbon and stainless steel pipe; for pipe sizes up to 8" | DN200
- Allows use of *Mechanical-T* outlets, strapless outlets, and strapless thermometer outlets
- Power Requirements: 220 volt, single phase, 60 hertz, 10 amp
- Weight: 23 lbs. | 10 kg
- Regional availability, contact [Victaulic](#) for details



Hole Cutting Tools

HCT908

[Download publication 24.01](#) for complete information

- One-piece hole cutting tool designed to cut holes up to 2¾" | 70 mm in carbon and stainless steel pipe; for pipe sizes up to 8" | DN200
- Allows use of *Mechanical-T* outlets, strapless outlets, and strapless thermometer outlets
- Power Requirements: 110 volt, single phase, 60 hertz, 7 amp
- Weight: 23 lbs. | 10 kg



Hole Cutting Tools

VHCT900

[Download publication 24.01](#) for complete information

- Three-piece hole cutting tool designed to cut holes up to 4½" | 120 mm in diameter for *Mechanical-T* outlets, strapless outlets, and strapless thermometer outlets
- Base unit clamps quickly onto the pipe in vertical, horizontal or overhead positions
- Available extended chain for 10–24" | DN250–DN600 pipe
- Power Requirements: grounded 120 volt, single phase, 60 hertz, 10 amp electrical supply (220 volt, single phase, 60 hertz, 5 amp available on request)
- Weight: 36 lbs. | 16 kg



Hole Cutting Tools

VIC-TAP II

[Download publication 24.01](#) for complete information

- Hole cutting tool including Style 931 *Vic-Tap II Mechanical-T* unit for tapping into steel pipe systems under pressure up to 500 psi | 3447 kPa | 34 bar
- Hole size 2¾" | 60.5 mm
- Power Requirements: 115 volt, single phase, 60 hertz, 7.5 amp
- Weight:
Drill guide base: 15 lbs. | 6.8 kg; Drill motor and feed assembly: 16 lbs. | 7.3 kg; Style 931 valve unit, 12–15 lbs. | 5.4–6.8 kg, depending upon size (4" | DN100, 5" | 141.3 mm, 6" | DN150 and 8" | DN200 available)
- Standard Capability: 4–8" | DN100–DN200
Run outlet only × 2½" | 73.0 mm (IPS) Outlet

Pipe Preparation Tools



Style 926 Spigot Hole Cut Saw for HDPE Pipe

[Download publication 11.07](#) for complete information


- Designed to cut 4" | DN100 and 6" | DN150 holes in HDPE pipe
- Allows use of Style 926 *Mechanical-T* Spigot Outlet



QuickVic™ SD Cut and Mark Tool PC3110

[Download publication 34.01](#) for complete information

- Lightweight pipe cut-off tool handles ½–2" | DN15–DN50 Schedule 10–80 carbon steel pipe
- Marks the outside diameter of the pipe with insertion marks for proper installation of the QuickVic™ SD couplings and fittings
- Designed for use on a power drive
- Power Requirements: NA
- Weight: 10.3lbs. | 4.7 kg




Pipe Cut-Off Tools

VCT1 MANUAL

[Download publication 24.01](#) for complete information

- Lightweight and portable pipe cut-off tool handles 4–24" | DN100–DN600 pipe, up to 0.5" | 12.7 mm thick
- Worm gear drive crank handle provides smooth, manual travel, easy control and accurate cutting
- Wall thickness: 0.065–0.500" | 1.65–12.7 mm (with tips supplied)
- Tips: Acetylene–1 ea. #00, #0, #1
- Power Requirements: NA
- Weight: 22 lbs. | 10 kg



Pipe Cut-Off Tools

VCT2 AUTOMATIC

[Download publication 24.01](#) for complete information

- Rotation is powered by a small 120VAC motor with SCR remote control
- Unique distributor design has stainless steel insert which extends tip life, eases cleaning and reduces backfire
- Wall thickness: 0.065–0.500" | 1.65–12.7 mm (with tips supplied)
- Tips: Acetylene–1 ea. #00, #0, #1
- Motor rating: 15W, 10,000 rpm
- Power requirements: 120 volt, single phase, 60 hertz, 15 amp
- Weight: 33 lbs. | 15 kg

Pipe Preparation Tools



Vic-Press™ Tools

PFT510

[Download publication 24.01](#) for complete information

- Designed for securing Vic-Press™ Schedule 10S products onto Schedule 10S stainless steel pipe
- Tool package includes:
 - (1) PFT510 tool,
 - (2) 18V Lithium Ion batteries,
 - (1) battery charger,
 - (1) tool carrying case,
 - (1) jaw carrying case,
 - (1) each of jaws sized ½" | DN15, ¾" | DN20, 1" | DN25, 1½" | DN40, and 2" | DN50, and
 - (1) adapter jaw
- Not compatible with PFT505 and/or PFT509 tools/components
- Power Requirements: Battery pack 110volt, 60cycle, 6.5amp (optional 220volt)
- Weight: 21 lbs. | 9.5kg (PFT510 with 1" | DN25 jaw)



Tool Accessories

POWER MULE II

[Download publication 24.01](#) for complete information

- Ideal for driving individual Victaulic® cut grooving tools
- Heavy-duty, two wheeled unit drives *Victaulic* cut grooving tools at the speed/power necessary for accurate grooving
- Rotating head for horizontal and vertical applications
- Power Mule II equipped with forward-off-reverse control and integral safety foot switch
- Full load speed: 35 rpm
- Power Requirements: 115 volts, 15 amp, 50/60 cycle (220 volts optional)
- Weight: 190lbs. | 86kg



Tool Accessories

VAPS112 ADJUSTABLE PIPE STAND

[Download publication 24.01](#) for complete information

- Designed for supporting pipe to be roll grooved
- Turnstile design allows pipe to be spun around for grooving of both pipe ends without dismounting pipe from stand
- Forward/traverse movement
- Capacity: ¾–12" | DN20–DN300 pipe
- Load rating: 1,075 lbs. | 490 kg
- Vertical stroke: The legs adjust from 8½" | 216 mm to achieve table height of 23" | 584 mm
- Minimum pipe height from floor: 23" | 584 mm on 12" | DN300 pipe and 21" | 533 mm on 1" | DN25 pipe
- Weight: 190 lbs. | 86 kg



Tool Accessories

VAPS224 ADJUSTABLE PIPE STAND

[Download publication 24.01](#) for complete information

- Designed specifically for supporting pipe to be roll grooved
- Self-standing, heavy-duty unit permits free pipe rotation and traversing on ball transfers
- Capacity: 2–24" | DN50–DN600 pipe
- Load rating: 1,800 lbs. | 816 kg
- Vertical stroke: 23" | 584 mm
- Minimum pipe height from floor 13" | 325 mm on 24" | DN600 pipe
- Maximum pipe height from floor 38" | 965 mm on 2" | DN50 pipe
- Weight: 260 lbs. | 118 kg

Pipe Preparation Tools



Tool Accessories

VAPS1672 ADJUSTABLE PIPE STAND

[Download publication 24.01](#) for complete information

- Designed specifically for supporting pipe to be roll grooved
- Self-standing, heavy duty unit permits free pipe rotation and traversing on ball transfers
- Designed for use with VE460 grooving tools
- Capacity: 16 – 72" | DN400 – DN1800 pipe
- Load rating: 10,000 lbs. | 4535 kg
- Vertical Stroke: 17" | 425 mm
- Minimum pipe height from floor 16" | 406 mm on 72" | DN1800 pipe
- Maximum pipe height from floor 28" | 711 mm on 16" | DN400 pipe
- Weight: 480 lbs. | 218 kg



Tool Accessories

VAPS270 ADJUSTABLE PIPE STAND

[Download publication 24.01](#) for complete information

- Designed specifically for supporting pipe to be roll grooved
- Self-standing, heavy duty unit permits free pipe rotation and traversing on ball transfers
- Designed for use with VE270FSD, VE271FSD and VE272SFS grooving tools
- Capacity: ¾ – 12" | DN20 – DN300 pipe
- Load rating: 660 lbs. | 300 kg
- Turnstile design allows grooving of both pipe ends without dismounting pipe from stand
- Minimum pipe height from floor: 25" | 630 mm
- Maximum pipe height from floor: 37" | 930 mm
- Weight: 44 lbs. | 20 kg
- Regional availability, contact [Victaulic](#) for details



Tool Accessories

GROOVE DIAMETER CABLES FOR COPPER TUBING

Go/No-Go pocket-sized groove diameter cables for taking circumferential measurements of copper tubing

- GDC-CTS cable should only be used to check roll-grooved tubing to CTS Standard Types K, L, M hard-drawn copper tubing per ASTM B-88 and DMV per ASTM B-306 specifications (2–8" | 54.0 – 206.4 mm tubing sizes)
- GDC-EC cable should only be used to check roll-grooved tubing to European Standard EN 1057 R250 (Half-Hard) specifications (54 – 159 mm tubing sizes).
- GDC-AC cable should only be used to check roll-grooved tubing to Australian Standard AS 1432 Types A, B and D copper tubing specifications (50 – 200 mm tubing sizes)

GROOVE DIAMETER CABLE FOR VICTAULIC® STRENGTHIN™ 100 SYSTEM FOR THIN WALL STAINLESS STEEL

Go/No-Go pocket-sized groove diameter cables are available for taking circumferential measurements on stainless steel pipe in sizes 2–12" | DN50–DN300

- GDC-STRENGTHIN100 cable should only be used to check roll grooved pipe conformance to *Victaulic StrenGThin* 100 groove diameter specifications
- To ensure proper grooving dimensions, always refer to the I-E497 *StrenGThin* 100 Installation instructions or to the latest groove specifications publications located on victaulic.com

GROOVE DIAMETER CABLE FOR VICTAULIC PGS-300 SYSTEM FOR CPVC/PVC PIPE

Go/No-Go pocket-sized groove diameter cables are available for taking circumferential measurements on CPVC/PVC pipe in sizes 2–12" | DN50–DN300

- GDC-PGS-300 cable should only be used to check cut grooved pipe conformance to *Victaulic* PGS-300 groove diameter specifications
- This cable is a quick reference guide and is not a replacement for a calibrated diameter measuring instrument. To ensure proper grooving dimensions, always refer to the relevant installation instructions or to the latest groove specifications publication located on victaulic.com.

Pipe Preparation Tools



Tool Accessories

PT100A, PT101 AND PT102A

[Download publication 24.01](#) for complete information

- Go/No-Go pocket-sized steel tapes for taking circumferential measurements of pipe
- Go/No-Go side can be used to check cut or roll grooved pipe for conformance to Victaulic® grooved pipe specifications
- Tapes notched on the lead end to allow proper overlap within the groove for more accurate measurement
- PT100A contains Go/No-Go markings for use with ¾–24" | DN20–DN600 pipe; tape marked with 0.01" | 0.25 mm increments on the opposite side
- PT-101 contains Go/No-Go markings for use with DN20–DN600 pipe; tape marked with 0.25 mm increments on the opposite side
- PT102A contains Go/No-Go markings for use with Original Groove System sizes 8–12" | DN200–DN300 and Advanced Groove System sizes 14–72" | DN350–DN1800; tape marked in 0.02" | 0.5 mm increments on the opposite side



Tool Accessories

RG1200 GROOVE CONFIRMATION GAUGE SET

- Supplied with RG1200 roll grooving tool for easy groove confirmation
- Does not require tool to be removed from pipe to check the groove depth
- Used in conjunction with the PT100A or PT101A depending on the region

HDPE GROOVE CONFIRMATION GAUGE SET

- Designed to check HDPE cut grooves to ensure they meet *Victaulic* specifications
- Always refer to the HDPE Field Installation Handbook ([I-900](#)) or Victaulic's HDPE Cut Groove Specifications ([publication 25.16](#))



System Safety Test Accessories

NO. T-60 TEST CAP KIT

[Download publication 24.07](#) for complete information

- Allows user another means to verify system is unpressurized and empty of test media before continuing work
- Packaged in stackable, heavy-duty rolling case
- Includes 2–8" | DN50–DN200 IPS test caps
- Individual test caps 2–12" | DN50–DN300 can be ordered separately



Victaulic® Bolted Split-Sleeve Products (VBSP) Closure Tools

CTM-01 SMALL MANUAL TOOL

CTM-02 LARGE MANUAL TOOL

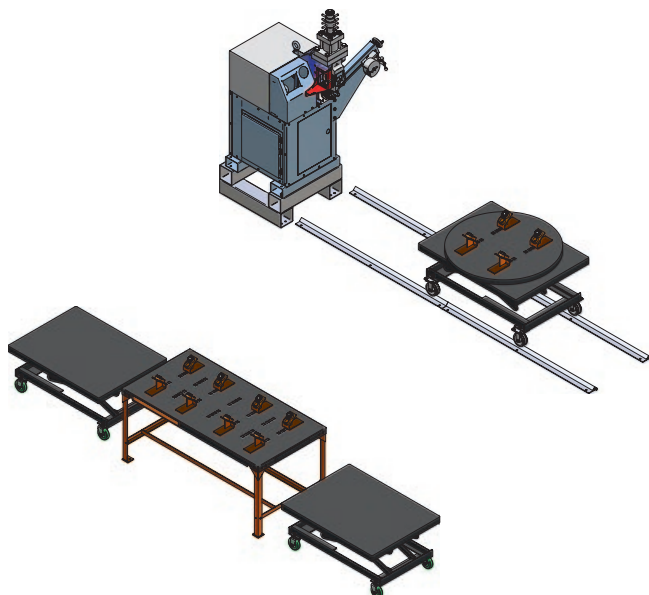
CTH-01 SMALL 10-TON HYDRAULIC TOOL

CTH-02 LARGE 25-TON HYDRAULIC TOOL

[Download publication 24.01](#) for complete information

- For specific information on the appropriate tool by coupling, please download individual coupling product publications

Pipe Preparation Tools



Fabrication Cell

VAP131

[Download publication 24.01](#) for complete information

- Turn-key, fab-shop solution
- Maximizes productivity gains associated with Victaulic® grooved systems
- Includes hydraulic adjustable pipe stand and tracks, tool support, two adjustable positioner tables, an assembly table, as well as caster wheels and ball transfers



Hydraulic Adjustable Pipe Stand for Fabrication Cell

VAPS 131R

[Download publication 24.01](#) for complete information

- Designed to support pipe for roll grooving
- Permits free pipe rotation and traversing on ball transfers
- Turnstile design allows pipe to be spun around for grooving of both pipe ends without dismantling from pipe stand
- Capacity: 4–24" | DN100–DN600 pipe; load rating: 2000 lbs. | 907 kg
- Vertical stroke: 30.5" | 775 mm
- Minimum pipe height from floor: compatible with Victaulic production roll grooving tools
- Power Requirements: 230 volt, 6 amp, 50 hertz (120 volt, 12 amp, 60 hertz option available)
- Weight: 500 lbs. | 227 kg



Hydraulic Positioner for Fabrication Cell

VAPS 131F

[Download publication 24.01](#) for complete information

- Designed to support grooved pipe, valves, and fittings when used in conjunction with the VAPS 131T Assembly Table
- Foot control provided for hands-free operation
- Swivel caster wheel design for better mobility
- Capacity: 4–24" | DN100–DN600 pipe; load rating: 1200 lbs. | 544 kg with wheels installed, 2000 lbs. | 907 kg without wheels
- Vertical stroke: 29.25" | 743 mm
- Power Requirements: 230 volt, 6 amp, 50 hertz (120 volt, 12 amp, 60 hertz option available)
- Weight: 400 lbs. | 181 kg



Assembly Table for Fabrication Cell

VAPS 131T

[Download publication 24.01](#) for complete information

- Designed to support grooved pipe, valves, and fittings when used in conjunction with VAPS 131F Hydraulic Positioner
- Ball transfer assemblies can be positioned to accommodate pipe from 2–24" | DN50–DN600
- Capacity: 4–24" | DN100–DN600 pipe; load rating: 8000 lbs. | 3629 kg, ball transfers load rating 700 lbs. | 318 kg
- Vertical stroke: 29.25" | 743 mm
- Weight: 500 lbs. | 227 kg

Gaskets/Seals/O-Rings

Victaulic offers a broad variety of synthetic rubber gaskets suitable for a wide range of applications. Victaulic® gaskets can accommodate high and low temperature extremes without loss of their chemical and physical properties. Refer to the *Victaulic Seal Selection Guide*, [publication 05.01](#) for a complete list.

For specific chemical and temperature compatibility, refer to the *Victaulic Gasket Chemical Services Guide* — Long Report ([GSG-100](#)) located on victaulic.com.



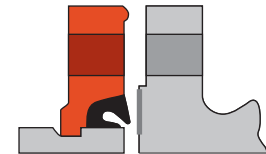
Installation-Ready™



Traditional C-Shape



Reducing



Vic-Flange



Flush-Seal™



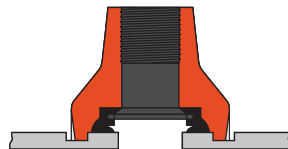
Grooved Copper Tubing with *Flush-Seal* Gasket



Advanced Groove System (AGS)



EndSeal™



Outlet



Mechanical-T



IPS to AWWA Transition



AWWA Flush-Seal



Plain End



Plain End for HDPE Pipe



unpressed pressed
Vic-Press™ for Schedule 10S Stainless Steel



FRP



Victaulic® Bolted Split-Sleeve Products (VBSP)



Shouldered Steel System



Style 809N for Ring Systems

Gasket Seal Data

Victaulic offers a variety of synthetic elastomeric gaskets for a wide range of applications. To assure the maximum life for the service intended, proper gasket selection is essential.

Many factors can affect the performance and longevity of a gasket. These factors include, but are not limited to temperature, fluid, concentrations, a combination of fluids and duration of service. Temperatures outside of the design limits or use with incompatible fluids can reduce the performance capability of the gasket and service life.

Services listed are General Service Guidelines for each of the three associated product areas. It should be noted that there are services for which these gaskets, seals and o-ring are not compatible. Reference should always be made to the Gasket Chemical Services Guide for each Victaulic® gasket Grade for specific service guidelines and for a listing of services which are not compatible.

Gasket, seals and o-ring guidelines apply only to *Victaulic* gaskets, seals and o-ring. Guidelines for a particular service does not necessarily imply compatibility of the coupling housing, related fittings, or other components for the same service. *Victaulic* gaskets are marked with the gasket size, style, and associated compound for identification.

Potable Water

Grade “E” EPDM, Grade “E” Vic-Plus™, Grade “EHP”, Grade “EHP” *Vic-Plus*, Grade “E2” and Grade “EW” gaskets are UL Classified in accordance with ANSI/NSF 61 for cold +73°F | +23°C and hot +180°F | +82°C potable water service and ANSI/NSF 372.

Similarly, *Victaulic* Grade “M” halogenated butyl gasket material (which is used with *Victaulic* ductile iron pipe sized products) is UL Classified in accordance with ANSI/NSF 61 for cold +73°F | +23°C potable water systems and ANSI/NSF 372. See Victaulic [Publication 02.06](#) for more details.

The data provided is intended for use as an aid to qualified designers and specifiers when products are installed in accordance with the latest available *Victaulic* product line.

Valve Seals

Victaulic Seal Selection Guide (05.01) does not include *Victaulic* seals for valves. Refer to the individual Victaulic valve publication for information on the seals available for each valve.

Reference Materials

[02.06: Victaulic Potable Water Approvals ANSI/NSF](#)

[05.01: Victaulic Seal Selection Guide](#)

[05.02: Victaulic Lubricant MSDS Sheet](#)

[05.02-EU: Victaulic Lubricant MSDS Sheet \(Europe Only\)](#)

[05.03: Victaulic Vic-Plus™ MSDS Sheet](#)

[GSG-100: Victaulic Gasket Chemical Services Guide — Long Report](#)

CAUTION

- To ensure maximum product performance for the intended service, always specify the proper elastomer or seal material. Refer to the “Gasket Selection” and Chemical Services” sections located within this document.
- For specific chemical and temperature compatibility, always refer to the “Gasket Chemical Services Guide — Long Report” (GSG-100), which can be downloaded at victaulic.com.

Failure to select and specify the proper elastomer or seal material for the intended service may cause joint failure, resulting in property damage.

Design Data

Introduction

This Victaulic® General Catalog has been written for the piping system installer, designer, specification writer and owner as a basic reference guide for data about *Victaulic* mechanical piping methods. This catalog is organized to provide information in the context and form most readily usable. For easy identification of major sections of interest, see the condensed table of contents on pg. i, for a quick reference guide, see pg. 152. For more detailed information, [download Design Data 26.01](#).

Important Information

Victaulic standard grooved pipe couplings are designed for use with pipe grooved to meet *Victaulic* groove specifications and *Victaulic* grooved end fittings, valves, and related grooved end components only. They are not intended for use with plain end pipe and/or fittings. *Victaulic* plain end couplings are designed for use only with plain end or beveled end steel pipe (unless otherwise indicated) and *Victaulic* plain end fittings. ***Victaulic* plain end couplings must not be used with grooved end or threaded end pipe and/or fittings. Nor are they intended for use with Advanced Groove System (AGS) components used on 14–78" | DN350–DN1950 pipe sizes.**

Pipe must be prepared to meet *Victaulic* specifications outlined for each specific product style. Performance data listed herein is based on proper pipe preparation. The proper gasket must be selected for the service intended. **It should be noted that there are various services for which *Victaulic* gaskets are not recommended. Reference should always be made to the latest *Victaulic* Seal Selection Guide ([download publication 05.01](#)) for specific gasket service recommendations and for a listing of services which are not recommended. Gaskets for *Victaulic* products always must be lubricated for proper assembly.** Gasket lubricant must meet manufacturer's specifications. Thorough lubrication of the gasket exterior, including the lips and/or pipe ends and housing interiors, is essential to prevent gasket pinching. Lubrication assists proper gasket seating and alignment during installation.

Victaulic has a complete line of tools for preparing pipe to *Victaulic* specifications. Use of these tools is recommended in preparing pipe to receive *Victaulic* products. Always read and understand the Tool Operating Instructions supplied with every *Victaulic* tool prior to using any tools. All data contained herein, is subject to change without notice.

Notice

The technical and performance data, weights, dimensions and specifications published in this catalog supersede all previously published data.

Victaulic maintains a policy of continual product improvement and, therefore, reserves the right to change product specifications, designs, and standard equipment without notice and without incurring obligation.

For the most up-to-date *Victaulic* product information, please visit victaulic.com.

The material presented in this catalog is intended for piping design reference in utilization of *Victaulic* products for their intended application. It is not intended as a substitute for competent, professional assistance which is an obvious requisite to any specific application.

Design

Reference should always be made to design information available at no charge on request from *Victaulic*. Good piping practices should always prevail. Specific pressures, temperatures, external or internal loads, performance standards and tolerances must never be exceeded. Many applications require recognition of special conditions, code requirements and use of safety factors. Qualified engineers must make these decisions.

While every effort has been made to ensure its accuracy, *Victaulic*, its subsidiaries and affiliated companies, make no express or implied warranty of any kind respecting the information contained in this catalog or the material referred to herein.

Anyone making use of the information or material contained herein does so at their own risk and assumes any and all liability resulting from such use.

Installation

Reference should always be made to the specific *Victaulic* Field Installation Handbook or Manual for the product you are installing.

Handbooks and Manuals are included with each shipment of *Victaulic* products for complete installation and assembly data, and are available in PDF format on our website at victaulic.com.

Model	Product Description	Pages	Publication
Original Groove System (OGS)			
Style 107N	QuickVic™ Rigid Coupling	3	06.23
Style 177N	QuickVic™ Flexible Coupling	3	06.24
Style 07	Zero-Flex™ Rigid Coupling	3	06.02
Style 77	Flexible Coupling	4	06.04
Style 75	Flexible Coupling	4	06.05
Style 750	Reducing Coupling	4	06.08
Style 78	Snap-Joint™ Coupling	5	06.09
Style 791/792	<i>Vic-Boltless</i> Coupling and Tool	5	06.11
Style HP-70	High Pressure Rigid Coupling	5	06.12
Style 72	Outlet Coupling	46	06.10
Style 41	<i>Vic-Ring</i> Coupling	6	16.04
Style 44	<i>Vic-Ring</i> Coupling	6	16.05
Style 741	<i>Vic-Flange</i> Adapter	7	06.06
Style 743	<i>Vic-Flange</i> Adapter	7	06.06
—	OGS Fittings	8–10	07.01
Style 150	<i>Mover</i> Expansion Joint	11	09.04
Style 155	Expansion Joint	11	09.05
Series 761	Vic-300™ MasterSeal™ Butterfly Valve	12	08.20
Series 700	Butterfly Valve	12	08.05
Series 716H	High Pressure <i>Vic-Check</i> Valve	13	08.08
Series 716	<i>Vic-Check</i> Valve	13	08.08
Series 779	Venturi Check Valve	13	08.10
Series 712	Swing Check Valve	14	08.11
Series 713	Swing Check Valve	14	08.54
Series 721	<i>Vic-Ball</i> Valve	14	08.14
Series 726	<i>Vic-Ball</i> Valve	15	08.23
Series 727	Ball Valve	15	08.42
Series 722	Brass Body Ball Valve — Threaded	15	08.15
Series 377	<i>Vic-Plug</i> Valve	16	08.12
Style DLY	Delta-Y Valve Assembly	16	07.08
Series 795	Knife Gate Valve	16	08.25
Series 771M	OS&Y Gate Valve	17	08.45
Series 723	Three Port Diverter	17	08.13
Series 725S	Diverter Valve	17	08.41
Series 910	Hydraulic Control Valve (Bermad Series 100)	18	100
Series 970	Hydraulic Control Valve (Bermad Series 700)	18	700
Series 980	Hydraulic Control Valve (Bermad Series 800)	18	800
Series 9A3	Automatic Air Release Valve (Bermad Series A30)	19	A30
Series 9A7	Automatic Air Release Valve (Bermad Series A71)	19	A71
Series 9C3	Combination Air Valve (Bermad Series C30)	19	C30
Series 9C5	Combination Air Valve (Bermad Series C50)	20	C50
Series 9C7	Combination Air Valve (Bermad Series C70)	20	C70
Series 731-D	Suction Diffuser	21	09.20
Series 730	<i>Vic-Strainer</i> Tee Type	21	09.02
Series 732	<i>Vic-Strainer</i> Wye Type	21	09.03
No.26	<i>Vic</i> ™-Header	22	07.11
Series 385	Vibration Isolation Air Handling Unit Drop	22	102.15
Series 386	Pressure Reducing Valve Station	22	102.16
Series 381/381G	Inlet Suction Diffuser VIPD – North America	23	102.11
Series 391	Inlet Suction Diffuser VIPD – Rest of World	23	102.21
Series 331	Inlet Suction Diffuser VIPD – Hong Kong	23	102.31
Series 334	Inlet Suction Diffuser VIPD – Taiwan	23	102.34
Series 337	Inlet Suction Diffuser VIPD – Korea	23	102.37
Series 382/382G	Inlet Strainer VIPD – North America	23	102.12
Series 392	Inlet Strainer VIPD – Rest of World	23	102.22

Model	Product Description	Pages	Publication
Series 332	Inlet Strainer VIPD – Hong Kong	23	102.32
Series 380/380G	Outlet Discharge VIPD – North America	24	102.10
Series 390	Outlet Discharge VIPD – Rest of World	24	102.20
Series 330	Outlet Discharge VIPD – Hong Kong	24	102.30
Series 333	Outlet Discharge VIPD – Taiwan	24	102.33
Series 336	Outlet Discharge VIPD – Korea	24	102.36
Series 383/383G	Outlet Discharge VIPD with Balancing Valve – North America	24	102.13
Style HP-70ES	EndSeal™ Coupling	25	06.13
—	EndSeal™ Fittings	25	07.03
Style 808	High Pressure Double Grooved Coupling	26	15.01
Style 809N	High Pressure Ring Coupling	26	15.03
Style 171	Composite Flexible Coupling	26	06.22
—	XL (Extended Life) System for Rubber-Lined Abrasive Services	27	07.07
Style 152A	Expansion Joint Coupling	27	09.15
Style 296-A	Coupling for Fiberglass Reinforced Plastic Pipe	28	90.01
Style 229S	Non-Restrained Flexible Coupling for Fiberglass Reinforced Plastic Pipe	28	60.16
Style 77A	Flexible Aluminum Coupling	29	21.01
Style 78A	Snap-Joint™ Aluminum Coupling	29	21.02
—	Aluminum Fittings	30	21.03
Style 926	<i>Mechanical-T</i> Spigot Outlet	47	11.07
—	Style 926 Spigot Hole Cut Saw for HDPE Pipe	139	11.07
Advanced Groove System (AGS)			
Style W07	AGS Rigid Coupling	32	20.02
Style W77	AGS Flexible Coupling	32	20.03
Style W89	AGS Rigid Coupling	32	20.15
Style W07	AGS Rigid Coupling with <i>Vic-Ring</i>	33	16.11
Style W77	AGS Flexible Coupling with <i>Vic-Ring</i>	33	16.12
Style W89	AGS Rigid Coupling with <i>Vic-Ring</i>	33	16.15
—	AGS Fittings	34	20.05
—	AGS Stainless Steel Schedule 10S Fittings	35	17.05
Style W741	AGS <i>Vic-Flange</i> Adapter	35	20.04
Style W155	AGS Expansion Joint	35	20.12
Style W256	AGS Expansion Barrel	36	09.16
Style W257	AGS Dynamic Movement Joint	36	20.16
Series W761	AGS Vic-300™ Butterfly Valve	36	20.06
Series W709	AGS Butterfly Valve	37	20.07
Series W719	AGS Butterfly Valve	37	23.19
Series W715	AGS <i>Vic-Check</i> Double Disc Valve	37	20.08
Series W731-D	AGS Suction Diffuser	38	20.20
Series W730	AGS <i>Vic-Strainer</i> Tee Type	38	20.11
Series W732	AGS <i>Vic-Strainer</i> Wye Type	38	20.19
No.26	<i>Vic-Header</i>	22	07.11
Victaulic® Bolted Split-Sleeve Products (VBSP)			
Style 229S	Non-Restrained Flexible Coupling for Fiberglass Reinforced Plastic Pipe	28	60.16
Style 230	Non-Restrained Flexible Coupling for Carbon Steel Pipe	40	60.01
Style 230S	Non-Restrained Flexible Coupling for Stainless Steel Pipe	40	60.02
Style 231	Non-Restrained Flexible Expansion Coupling for Carbon	40	60.03
Style 231S	Non-Restrained Flexible Expansion Coupling for Stainless	41	60.04
Style 232	Restrained Flexible Coupling for Carbon Steel Pipe	41	60.05
Style 232S	Restrained Flexible Coupling for Stainless Steel Pipe	41	60.06
Style 233	Restrained Flexible Coupling for Dynamic Joint Deflection on Carbon Steel Pipe	42	60.07
Style 233S	Restrained Flexible Coupling for Dynamic Joint Deflection on Stainless Steel Pipe	42	60.08

Reference Guide

Model	Product Description	Pages	Publication
Style 234	Restrained Flexible Single-Gasket Coupling for Carbon Steel Pipe	43	60.09
Style 234S	Restrained Flexible Single-Gasket Coupling for Stainless Steel Pipe	43	60.10
Style 240	Stainless Steel Bellow Expansion Joint	44	60.13
CTM-01	VBSP Small Manual Closure Tool	146	24.01
CTM-02	VBSP Large Manual Closure Tool	146	24.01
CTH-01	VBSP Small 10-Ton Hydraulic Closure Tool	146	24.01
CTH-02	VBSP Large 25-Ton Hydraulic Closure Tool	146	24.01
Hole Cut System			
Style 920/920N	<i>Mechanical-T</i> Bolted Branch Outlet and Cross Assemblies	46	11.02
Style 422	Stainless Steel <i>Mechanical-T</i> Bolted Branch Outlet	60	17.02
Style 622	<i>Mechanical-T</i> Bolted Branch Outlet and Cross Assemblies for CTS Copper	77	22.12
Style 72	Outlet Coupling	46	06.10
Style 923	Strapless Outlet	47	11.05
Style 924	Strapless Thermometer Outlet	47	11.06
Style 926	<i>Mechanical-T</i> Spigot Outlet	47	11.07
HCT904	Hole Cutting Tools	137	24.01
HCT908	Hole Cutting Tools	137	24.01
VHCT900	Hole Cutting Tools	138	24.01
VIC-TAP II	Hole Cutting Tools	138	24.01
—	Style 926 Spigot Hole Cut Saw for HDPE Pipe	139	11.07
Plain End System for Carbon Steel			
QuickVic™ SD Installation-Ready™ System			
Style P07	QuickVic™ SD Installation-Ready™ Rigid Coupling	50	34.01
Style P08	QuickVic™ SD Installation-Ready™ Slip Coupling	50	34.01
Style P50	QuickVic™ SD Installation-Ready™ Reducing Coupling	50	34.01
—	QuickVic™ SD Installation-Ready™ Fittings	51	34.01
—	QuickVic™ SD Threaded Adapters	52	34.01
—	QuickVic™ SD Dielectric Adapters	52	34.01
Series P89	QuickVic™ SD Ball Valve	52	34.01
PC3110	QuickVic™ SD Cut and Mark Tool	139	34.01
Plain End System			
Style 99	<i>Roust-A-Bout</i> Plain End Coupling	53	14.02
—	Plain End Fittings for Carbon Steel	54	14.04
Stainless Steel System			
Original Groove System			
Style 489	Type 316 Rigid Coupling	58	17.25
Style 89	Rigid Coupling for Stainless Steel	58	17.24
Style 489DX	Duplex Rigid Coupling	58	17.33
Style 77S	Type 316 Flexible Coupling	59	17.03
Style 47S	Type 316 Lightweight Flexible Coupling	59	17.14
Style 77DX	Duplex Flexible Coupling	59	17.20
Style 475DX	Duplex Lightweight Flexible Coupling	60	17.34
Style 441	Type 316 <i>Vic-Flange</i> Adapter	60	17.27
Style 422	Stainless Steel <i>Mechanical-T</i> Bolted Branch Outlet	60	17.02
—	Stainless Steel Schedule 10S Fittings	61	17.16
—	Stainless Steel Schedule 40S Fittings	62	17.16
Series 461	Vic-300™ MasterSeal™ Stainless Steel Butterfly Valve	63	17.40
Series 416	Stainless Steel Check Valve	63	17.41
Series 712S	Stainless Steel Swing Check Valve	63	17.08
Series 415	Duplex Double Disc Check Valve	64	17.37
Series 726S	Type 316 <i>Vic-Ball</i> Valve	64	17.22
Series 726D	Super Duplex Vic-Ball Valve	64	17.28
Series 465	Duplex Plug Valve	65	17.36

Model	Product Description	Pages	Publication
Advanced Groove System			
Style W89	AGS Rigid Coupling for Stainless Steel	32	20.15
Style W89	AGS Rigid Coupling with <i>Vic-Ring</i> for Stainless Steel	33	16.15
—	AGS Stainless Steel Schedule 10S Fittings	35	17.05
Vic-Press™ System			
—	Vic-Press™ For Schedule 10S Stainless Steel Type 304	66	18.12
—	Vic-Press™ For Schedule 10S Stainless Steel Type 316	67	18.11
Series P569	Three-Piece Vic-Press™ Ball Valve	65	18.14
PFT510	Vic-Press™ Tool	141	24.01
StrengThin™ System			
Style D08	StrengThin™ High Pressure Rigid Coupling	68	17.30
—	StrengThin™ High Pressure Fittings	68	17.32
Series 415	Duplex Double Disc Check Valve	64	17.37
Series 465	Duplex Plug Valve	65	17.36
StrengThin™ 100 System			
Style E497	StrengThin™ 100 Rigid Coupling	69	31.02
—	StrengThin™ 100 Fittings	69	31.04
Series E125	StrengThin™ 100 Installation-Ready™ Butterfly Valve	70	31.05
Series E461	StrengThin™ 100 Vic-300™ MasterSeal™ Stainless Steel Butterfly Valve	70	17.40
Series E416	StrengThin™ 100 Stainless Steel Check Valve	70	17.41
Style E155	StrengThin™ 100 Expansion Joint	71	31.07
RG3600	StrengThin™ 100 Portable Groover	123	24.08
High Performance System for Stainless Steel			
Style 870	High Performance Rigid Coupling for Steam and Chemical Services	89	100.02
—	OGS-200 Grooved End Fittings	90	100.01
Copper System			
Style 607	QuickVic™ Rigid Coupling for CTS Copper	74	22.13
Style 606-AS	Rigid Coupling for Australian Standard Copper	74	22.51
Style 606	Rigid Coupling for European Copper	74	22.11
Style 644	Installation-Ready™ Transition Coupling for CTS Copper to Stainless Steel for Potable Water	74	22.44
Style 641	<i>Vic-Flange</i> Adapter for CTS Copper	75	22.03
Style 641	<i>Vic-Flange</i> Adapter for European Copper	75	22.11
Style 647	Dielectric Fitting for CTS Copper	75	22.21
—	Fittings for CTS Copper	76	22.04
—	Fittings for Australian Standard Copper	76	22.52
—	Fittings for European Copper	76	22.11
Series 608N	Butterfly Valve for CTS Copper	77	22.14
Series 608N-AS	Butterfly Valve for Australian Standard Copper	77	22.53
Style 622	<i>Mechanical-T</i> Bolted Branch Outlet and Cross Assemblies for CTS Copper	77	22.12
Shouldered Steel System			
Style SC77	Installation-Ready™ Flexible Coupling for Shouldered Steel Pipe	80	16.10
Style SC85	Flexible Coupling for Shouldered Steel Pipe	80	16.21
Style SC998	Transition Coupling for HDPE to Shouldered Steel	80	19.08
—	Shouldered Steel Fittings	81	07.06
Series 752	Shouldered Gate Valve	82	08.44
Series 761SC	Shouldered Butterfly Valve	82	08.31

Model	Product Description	Pages	Publication
Ductile Iron System			
Style 31	Coupling for Ductile Iron	84	23.02
Style 307	Transition Coupling for IPS to Ductile Iron	84	23.03
Style 341	<i>Vic-Flange</i> Adapter for Ductile Iron	84	23.04
—	Fittings for Ductile Iron	85–86	23.05
Series 317	Check Valve for Ductile Iron	87	23.09
Series 365	<i>Vic-Plug</i> Valve for Ductile Iron	87	23.06
Style 926	<i>Mechanical-T</i> Spigot Outlet	47	11.07
—	Style 926 Spigot Hole Cut Saw for HDPE Pipe	139	11.07
High Performance System for Steam and Chemical Services			
Style 870	High Performance Rigid Coupling for Steam and Chemical Services	89	100.02
—	OGS-200 Grooved End Fittings	90	100.01
Series 871	Gate Valve	90	100.12
Series 159	Flexible Loop	90	100.13
RG1200	OGS-200 Field Portable Roll Grooving Tool	121	24.11
Hydronic Balancing Solutions			
TA Series 786	Manual Balancing Valves (Solder End)	93	08.16
TA Series 787H	Manual Balancing Valves (Female Threaded End)	93	08.16
Series 78KH	Manual Balancing Valves (Union Inlet)	93	08.16
TA Series 788	Manual Balancing Valves (Class 150 Flanged End)	93	08.16
TA Series 789	Manual Balancing Valves (Grooved End)	93	08.16
TA Series 78BL	Manual Balancing Ball Valve	94	08.50
Series 76T	Automatic Balancing Valves (Threaded End)	94	08.34
Series 76K	Automatic Balancing Valves (Threaded End)	94	08.34
Series 76B	Automatic Balancing Valve with Ball Valve Kit (Threaded End)	95	08.34
Series 76V	Automatic Balancing Valve with Ball Valve Kit (Threaded End)	95	08.34
Series 76G	Automatic Balancing Valves (Grooved End)	95	08.34
TA Series 76X	ICSS Low Lead Balancing Valve	96	08.51
TA Series TC	Terminal Balancing and Control Valve	96	08.38
TA Series TCM	Terminal Balancing Valve for Modulating Control	96	08.38
TA Series 7FP	Pressure Independent Balancing and Control Valve (PIBCV)	97	08.53
TA Series 7CP	Compact Pressure Independent Balancing and Control Valve	98	08.37
TA Series 7MP	Pressure Independent Balancing and Modulating Control Valve	98	08.55
TA Series 7CT	Control Valve with Return Temperature Controller	98	08.36
TA Series 793	Differential Pressure Controller— Female Threaded End	99	08.29
TA Series 794	Differential Pressure Controller— Flanged End	99	08.29
TA Series 7PR	Differential Pressure Controller— Flanged End	99	08.46
Series 799	Standard KOIL-KIT™ Coil Pack	100	08.30
Series 79B	KOIL-KIT™ Coil Pack with ATC and Bypass Options	100	08.30
Series 79A	KOIL-KIT™ Coil Pack with ATC and Bypass Options	100	08.30
Series 79C	KOIL-KIT™ Coil Pack for Air Handling Units	101	08.35
Series 79D	KOIL-KIT™ Coil Pack for Air Handling Units	101	08.35
—	KOIL-KIT™ Coil Hose	101	08.30
Series 78Y	KOIL-KIT™ Y-Strainer/Ball Valve Combination	102	08.30
Series 78T	KOIL-KIT™ Ball Valve/Union Combination	102	08.30
Series 78U	KOIL-KIT™ Union Port Fitting	102	08.30
TA Series 734	TA Scope™	103	08.16
TA Series 736	Link Differential Pressure Sensor	103	08.16
Series 385	Vibration Isolation Air Handling Unit Drop	22	102.15
System Solution for HDPE Pipe			
Style 905	Coupling for Plain End HDPE Pipe	106	19.07
Style 907	Transition Coupling for HDPE-to-Steel Pipe	106	19.10
Style 908	Coupling for Double Grooved HDPE Pipe	106	19.09
Style SC998	Transition Coupling for HDPE to Shouldered Steel	80	19.08

Model	Product Description	Pages	Publication
Series 2971	Aquamine™ Transition Coupling for PVC to HDPE	111	50.05
Style 904	Flange Adapter for HDPE-to-Flanged Pipe	107	19.12
—	Plain End HDPE Fittings	107	19.11
Series 906	Knife Gate Valve for HDPE Pipe	107	19.06
Style 920/920N	<i>Mechanical-T</i> Bolted Branch Outlet and Cross Assemblies	46	11.02
Style 422	Stainless Steel <i>Mechanical-T</i> Bolted Branch Outlet	60	17.02
Style 926	<i>Mechanical-T</i> Spigot Outlet	47	11.07
—	Style 926 Spigot Hole Cut Saw for HDPE Pipe	139	11.07
CG3100 CG3300 CG3500	Field Fabrication Cut Grooving Tool for HDPE Pipe	136	24.06
Aquamine™ PVC System			
Series 2900	Aquamine™ PVC Pipe	110	50.01
—	Aquamine™ Couplings	110	50.01
Series 2970	Aquamine™ Coupling for Plain End PVC	111	50.01
Series 2971	Aquamine™ Transition Coupling for PVC to HDPE	111	50.05
Series 2972	Aquamine™ Transition Coupling for PVC to Groove	111	50.06
—	Aquamine™ Fittings	112	50.01
Series 2921	Aquamine™ Ball Valve	113	50.01
Series 2950	Aquamine™ Butterfly Valve	113	50.01
APG	Aquamine™ Grooving Tool	136	24.01
CPVC/PVC System			
Style 357	Installation-Ready™ Rigid Coupling	116	33.07
Style 356	Installation-Ready™ Transition Coupling	116	33.06
Style 358	Reducing Coupling	116	33.08
—	PGS-300 Grooved End Fittings	117	33.03
Style 355	PGS-300 Grooved End Expansion Joint	118	33.05
CG1100	PGS-300 Cut Grooving Tool for Plastic Pipe	135	24.09
Pipe Preparation Tools			
Roll Grooving Tools			
VE12	Field Portable Roll Grooving Tool	121	24.01
RG1200	OGS-200 Field Portable Roll Grooving Tool	121	24.11
VE26	Field Portable Roll Grooving Tool	122	24.01
VE46	Field Portable Roll Grooving Tool	122	24.01
VE226	Field Portable Roll Grooving Tool	123	24.01
RG3600	StrenghThin™ 100 Field Portable Roll Grooving Tool	123	24.08
VE106/VE107	Field Fabrication Roll Grooving Tool	124	24.01
VE206	Field Fabrication Roll Grooving Tool	124	24.01
VE2725FS	Field Fabrication Roll Grooving Tool	125	24.01
VE270FSD/ VE271FSD	Field Fabrication Roll Grooving Tool	125	24.01
VE416FS	Field Fabrication Roll Grooving Tool	126	24.01
VE416FSD/ VE417FSD	Field Fabrication Roll Grooving Tool	126	24.01
VE450FSD	Field Fabrication Roll Grooving Tool	127	24.01
RG3210	Field Fabrication Roll Grooving Tool	127	24.18
VE268	Plant/Shop Fabrication Roll Grooving Tool	128	24.01
VE414MC	Plant/Shop Fabrication Roll Grooving Tool	128	24.01
50T	Plant/Shop Fabrication Roll Grooving Tool	129	24.03
VE460	Plant/Shop Fabrication Roll Grooving Tool	130	24.03
RG5200i	Plant/Shop Fabrication Roll Grooving Tool	131	24.05
Cut Grooving Tools			
VG	Field Fabrication Cut Grooving Tool	131	24.01
VG28GD	Field Fabrication Cut Grooving Tool	132	24.01
VG28GD-ABR	Field Fabrication Cut Grooving Tool	132	24.01
VDG26GD	Field Fabrication Cut Grooving Tool	132	24.01
VG26GD-COR	Field Fabrication Cut Grooving Tool	132	24.01
VG824	Field Fabrication Cut Grooving Tool	133	24.01
VG824-ABR	Field Fabrication Cut Grooving Tool	133	24.01

Reference Guide

Model	Product Description	Pages	Publication
VG824DG	Field Fabrication Cut Grooving Tool	133	24.01
VG824-COR	Field Fabrication Cut Grooving Tool	133	24.01
VG828	Field Fabrication Cut Grooving Tool	134	24.01
VG412	Field Fabrication Cut Grooving Tool	134	24.01
CG1100	PGS-300 Cut Grooving Tool for Plastic Pipe	135	24.09
VP824	Cut Grooving Tool for Plastic Pipe	135	24.01
CG3100 CG3300 CG3500	Field Fabrication Cut Grooving Tool for HDPE Pipe	136	24.06
Other Pipe Preparation Tools			
APG	Aquamine™ Grooving Tool	136	24.01
HCT904	Hole Cutting Tool	137	24.01
HCT908	Hole Cutting Tool	137	24.01
VHCT900	Hole Cutting Tool	138	24.01
VIC-TAP II	Hole Cutting Tool	138	24.01
—	Style 926 Spigot Hole Cut Saw for HDPE Pipe	139	11.07
PC3110	QuickVic™ SD Cut and Mark Tool	139	34.01
VCT1	Manual Pipe Cut-Off Tool	140	24.01
VCT2	Automatic Pipe Cut-Off Tool	140	24.01
PFT510	Vic-Press™ Tool	141	24.01
Power Mule II	Tool Accessories	141	24.01
VAPS112	Adjustable Pipe Stand	142	24.01
VAPS224	Adjustable Pipe Stand	142	24.01
VAPS1672	Adjustable Pipe Stand	143	24.01
VAPS270	Adjustable Pipe Stand	143	24.01
—	Groove Diameter Cables	144	—
—	Pipe Measurement Tools	145	—
No. T-60	Test Cap Kit	146	24.07
CTM-01	VBSP Small Manual Closure Tool	146	24.01
CTM-02	VBSP Large Manual Closure Tool	146	24.01
CTH-01	VBSP Small 10-Ton Hydraulic Closure Tool	146	24.01
CTH-02	VBSP Large 25-Ton Hydraulic Closure Tool	146	24.01
VAP131	Fabrication Cell	147	24.01
VAPS 131R	Hydraulic Adjustable Pipe Stand for Fabrication Cell	147	24.01
VAPS 131F	Hydraulic Positioner for Fabrication Cell	148	24.01
VAPS 131T	Assembly Table for Fabrication Cell	148	24.01

Warranty

We warrant all products to be free from defects in materials and workmanship under normal conditions of use and service. Our obligation under this warranty is limited to repairing or replacing at our option at our factory any product which shall within one year after delivery to original buyer be returned with transportation charges prepaid, and which our examination shall show to our satisfaction to have been defective.

THIS WARRANTY IS MADE EXPRESSLY IN LIEU OF ANY OTHER WARRANTIES, EXPRESS OR IMPLIED, INCLUDING ANY IMPLIED WARRANTY OF MERCHANTABILITY OR FITNESS FOR A PARTICULAR PURPOSE. THE BUYER'S SOLE AND EXCLUSIVE REMEDY SHALL BE FOR THE REPAIR OR REPLACEMENT OF DEFECTIVE PRODUCTS AS PROVIDED HEREIN. THE BUYER AGREES THAT NO OTHER REMEDY (INCLUDING, BUT NOT LIMITED TO, INCIDENTAL OR CONSEQUENTIAL DAMAGES FOR LOST PROFITS, LOST SALES, INJURY TO PERSON OR PROPERTY OR ANY OTHER INCIDENTAL OR CONSEQUENTIAL LOSS) SHALL BE AVAILABLE TO HIM.

Victaulic neither assumes nor authorizes any person to assume for it any other liability in connection with the sale of such products.

This warranty shall not apply to any product which has been subject to misuse, negligence or accident, which has been repaired or altered in any manner outside of a Victaulic factory or which has been used in a manner contrary to Victaulic instructions or recommendations. Victaulic shall not be responsible for design errors due to inaccurate or incomplete information supplied by Buyer or its representatives.

Items purchased by Victaulic and resold will have the original equipment manufacturer's warranty extended to Victaulic customers.

California Proposition 65

Victaulic has determined that a California law, commonly known as Proposition 65, requires the following warnings for products sold in, or into, California. All Victaulic® products meet or exceed the requirements of the applicable performance and safety standards, including (where applicable), the Safe Drinking Water Act and NSF-61.

For all Victaulic painted ductile iron products:



WARNING: The external painted surfaces of these products can expose you to trace amounts of chemicals, including BBP, which are known to the State of California to cause birth defects or other reproductive harm. For more information go to www.p65warnings.ca.gov.

For all Victaulic products ordered with specialty gaskets of Grades V and M2:



WARNING: Grades V and M2 can expose you to trace amounts of chemicals, such as ethylene thiourea, which is known to the State of California to cause cancer and birth defects or other reproductive harm. For more information go to www.p65warnings.ca.gov.

For all Victaulic products made of or containing brass components:



WARNING: Brass components, even those manufactured from "low lead" or "no lead" brass can expose you to trace amounts of chemicals, such as lead, which is known to the State of California to cause cancer and birth defects or other reproductive harm. For more information go to www.p65warnings.ca.gov.

Regulatory Compliance

Victaulic piping system products are tested and certified for a wide range of applications. Victaulic engages with many certifying authorities, approval bodies, and standards organizations globally, and maintains product certifications and strict compliance to applicable codes, standards, and directives, relevant to specific industries and markets.

PRODUCT CERTIFICATIONS:

Fire Protection

ACTIVFIRE – ActivFire Register of Fire Protection Equipment (Australia)

AON – AON New Zealand

CCCF – China Certification Center for Fire Protection Products (China)

CFPSC – Chinese Fire Protection Safety Center (Taiwan)

CNBOP – Centrum Naukowo-Badawcze Ochrony Przeciwpowzarowej (Poland)

CNPP – Centre National de Prévention et de Protection (France)

CSFM – California State Fire Marshall (USA)

CTPC – Consiliul Technic Permanent Pentru Constructii (Romania)

EMI – Épitésügyi Minőségellenőrző Innovációs (Hungary)

FESC – Fire Equipment and Safety Center of Japan

FDNY – Fire Department, City of New York (USA)

FM – FM Approvals (USA)

HDB – Housing Development Board (Singapore)

KFI – Korea Fire Institute

KFSD – Kuwait Fire Service Directorate

LPCB – Loss Prevention Certification Board (UK)

SBSC – Svensk Brand- & Säkerhetscertifiering AB (Sweden)

TFRI – Tianjin Fire Research Institute of Ministry of Public Security (China)

TSU – Technický Skúšobný Ústav Piešťany, š.p. (Slovakia)

TZUS – Technický a Zkušební Ústav Stavební Praha, s.p. (Czech Republic)

UAE CD – United Arab Emirates Civil Defense

UKRFIRECERT – State Certification Center (Ukraine)

UL – Underwriter's Laboratories, LLC (USA)

ULC – Underwriter's Laboratories of Canada

VdS – Verband der Schadenverhütung GmbH (Germany)

VKF – Vereinigung Kantonaler Feuerversicherungen (Switzerland)

Zagrebinspekt (Croatia)

Potable Water

ARPA – Agenzia Regionale per la Protezione dell'Ambiente (Italy)

Belgaqua – Belgische Federatie voor de Watersector (Belgium)

DVGW – Deutscher Verein des Gas- und Wasserfaches e.V. (Germany)

Eurofins – ACS : Attestation de Conformité Sanitaire (France)

HZJZ – Hrvatski zavod za javno zdravstvo (Croatia)

INSP – Institutul Național De Sănătate Publică (Romania)

KWWA – Korea Water and Wastewater Works Association

NSF – NSF International (USA)

ÖVGW – Österreichische Vereinigung für das Gas- und Wasserfach (Austria)

PZH – Państwowy Zakład Higieny (Poland)

RUVZPP – Regionálny úrad verejného zdravotníctva so sídlom v Poprad (Slovakia)

SAI Global – WaterMark (Australia)

SPAN – Suruhanjaya Perkhidmatan Air Negara (Malaysia)

SVGW – Schweizerischer Verein des Gas- und Wasserfaches (Switzerland)

UL – Underwriter's Laboratories, LLC – NSF 61/372 (USA)

WRAS – Water Regulations Advisory Scheme (UK)

ZUOVA – Zdravotní ústav se sídlem v Ostravě (Czech Republic)

Maritime

ABS – American Bureau of Shipping

BV – Bureau Veritas (France)

CCG – Canadian Coast Guard (Canada)

CRS – Croatian Register of Shipping (Croatia)

CCS – China Classification Society (China)

DNV GL – Det Norske Veritas-Germanischer Lloyd (Norway)

KRS – Korean Register of Shipping (Korea)

LR – Lloyd's Register of Shipping (UK)

RINA – Registro Italiano Navale (Italy)

USCG – US Coast Guard (USA)

HVAC

CSTB – Centre Scientifique et Technique du Bâtiment (France)

ITB – Instytut Techniki Budowlanej (Poland)

Sercons Europe BV (Russia)

Plumbing

IAPMO – International Association of Plumbing & Mechanical Officials (USA)

NSF – NSF International (USA)

COMPLIANCE:

Codes and Standards Compliance

ANSI – American National Standards Institute

API – American Petroleum Institute

APSAD – Assemblée Plénière Société Assurance Dommage (France)

AS/NZS – Standards Australia and Standards New Zealand (AU & NZ)

ASME – American Society of Mechanical Engineers (USA)

ASTM International (USA)

AWWA – American Water Works Association

CSA – CSA Group (Canada)

GOST R – Gosstandart (Russia)

IBC – International Building Code (USA)

ICC – International Code Council (USA)

IMC – International Mechanical Code (USA)

IPC – International Plumbing Code (USA)

IRC – International Residential Code (USA)

ISO – International Organization for Standardization (Global)

MSS – Manufacturer's Standardization Society (USA)

NACE – National Association of Corrosion Engineers (USA)

NFPA – National Fire Protection Association (USA)

UPC – Uniform Plumbing Code (USA)

WSAA – Water Services Association of Australia

Pressure Equipment Safety

(2014/68/EU) PED – Pressure Equipment Directive (Europe)

CSA B51 – "Boiler, Pressure Vessel, and Pressure Piping Code" (Canada)

CRN – Canadian Registration Numbers per CSA B51

CU TR 032/2013 – Customs Union Technical Regulation "On Safety of Pressurized Equipment" (EAC)

Chemical Safety / Recycling

BVB – Byggvarubedömningen Service AB (Sweden)

(EC/1907/2006) REACH – Registration, Evaluation, Authorization, and Restriction of Chemicals (Europe)

(2011/65/EU) RoHS2 – Restriction of Hazardous Substances Directive (Europe)

(2012/19/EU) WEEE – Waste Electrical and Electronic Equipment Directive (Europe)

SundaHus – SundaHus i Linköping (Sweden)

Building Services

(EU/305/2011) CPR – Construction Products Regulation (Europe)

NBC – National Building Code (Canada)

Explosive Environments

(2014/34/EU) ATEX – Equipment and protective systems for potentially explosive atmospheres (Europe)

Seismic

OSHPD – Office of Statewide Health Planning and Development (USA)

PSB – TÜV SÜD PSB (Singapore)

Tools and Machinery Safety

(2006/42/EC) MD – Machinery Directive (Europe)

(2014/35/EU) LVD – Low Voltage Directive (Europe)

(2014/30/EU) EMC – Electromagnetic Compatibility Directive (Europe)

© Copyright 2019, Victaulic® Company. All rights reserved.

No part of this Victaulic catalog may be reproduced, stored in a retrieval system, or transmitted, in any form or by any means, electronic, mechanical, photocopy, recording or otherwise, without the prior written permission of Victaulic Company.

ENGINEERING CONFIDENCE INTO EVERY BUILD

Since 1919, Victaulic's innovative solutions and design services continue to increase construction productivity and reduce risk, ensuring projects are completed safely, on time and within budget. With more than 4,000 employees and 55 international facilities, Victaulic helps customers in 120 countries succeed in the global construction industry. Learn more about how our solutions engineer confidence into every build at victaulic.com.



U.S./World Headquarters

4901 Kesslersville Road
Easton, PA 18040 USA

victauliclocations.com

EMEA

Prijkelstraat 36
9810 Nazareth, Belgium

Asia Pacific

Unit 808, Building B
Hongwell International Plaza
No.1602 West Zhongshan Road
Shanghai, China 200235



G-103 10576 REV D 03/2019

Victaulic and all other Victaulic marks are the trademarks or registered trademarks of Victaulic Company, and/or its affiliated entities, in the U.S. and/or other countries. All other trademarks listed herein are the property of their respective holders, in the U.S. and/or other countries. The terms "Patented" or "Patent Pending" refer to design or utility patents or patent applications for articles and/or methods of use in the United States and/or other countries.

© 2019 VICTAULIC COMPANY. ALL RIGHTS RESERVED.

